

**BELMOND RESERVE
COMMUNITY DEVELOPMENT
DISTRICT**

JAUNUARY 04, 2024

AGENDA PACKAGE



2005 PAN AM CIRLE SUITE 300
TAMPA FL, 33607

Board of Supervisors

Carlos de la Ossa, Chairman
Nick Dister, Vice Chairperson
Kyle Smith, Assistant Secretary
Alberto Viera, Assistant Secretary
Ryan Motko, Assistant Secretary

Bryan Radcliff, District Manager
John Vericker, District Counsel
Tonja Stewart, District Engineer

Regular Meeting Agenda

Thursday, January 04, 2024 at 2:00 p.m.

The Regular Meeting of the **Belmond Reserve Community Development District** will be held January 04, 2024, at **2:00 p.m. at the Offices of Inframark located at 2005 Pan Am Circle, Suite 300, Tampa, FL 33607**. Please let us know at least 24 hours in advance if you are planning to call into the meeting. Following is the Agenda for the Meeting:

Join Zoom Meeting

<https://us06web.zoom.us/j/86992084254?pwd=wPRUYX9TrhybYypbvbmlGNwEvJbTHO.1>

Meeting ID: 869 9208 4254

Passcode: 944104

All cellular phones and pagers must be turned off during the meeting.

REGULAR MEETING OF BOARD OF SUPERVISORS

1. **CALL TO ORDER/ROLL CALL**
2. **PUBLIC COMMENT ON AGENDA ITEMS** *(Each individual has the opportunity to comment and is limited to three (3) minutes for such comment)*
3. **CONSENT AGENDA**
 - A. Approval of Minutes of the December 07, 2023 Regular Meeting
 - B. Consideration of Operation and Maintenance November 2023
 - C. Acceptance of the Financials and Approval of the Check Register for November 2023
4. **STAFF REPORTS**
 - A. District Counsel
 - B. District Engineer
 - C. District Manager – *Under Separate Cover*
 - i. Community Inspections Report
5. **BOARD OF SUPERVISORS REQUESTS AND COMMENTS**
6. **ADJOURNMENT**

*Next regularly scheduled meeting is February 01, 2024 at 2:00 p.m.

Third Order of Business

3A.

**MINUTES OF MEETING
BELMOND RESERVE
COMMUNITY DEVELOPMENT DISTRICT**

The regular meeting of the Board of Supervisors of Belmond Reserve Community Development District was held on Thursday, December 7, 2023, and called to order at 2:01 p.m. at the Offices of Inframark located at 2005 Pan Am Circle, Suite 300, Tampa, FL 33607.

Present and constituting a quorum were:

| | |
|-------------------|-------------------------------------|
| Carlos de la Ossa | Chairperson |
| Nicholas Dister | Vice Chairperson <i>(via phone)</i> |
| Ryan Motko | Assistant Secretary |
| Albert Viera | Assistant Secretary |
| Kyle Smith | Assistant Secretary |

Also present were:

| | |
|-------------------|--|
| Bryan Radcliff | District Manager |
| Angie Grunwald | District Manager |
| John Vericker | District Counsel |
| Kathryn Hopkins | District Counsel |
| Grag Schweitzer | Yellowstone Landscaping <i>(via phone)</i> |
| Danny Trowell | Yellowstone Landscaping <i>(via phone)</i> |
| Various Residents | <i>(via phone)</i> |

The following is a summary of the discussions and actions taken.

FIRST ORDER OF BUSINESS **Call to Order/Roll Call**

Mr. Radcliff called the meeting to order, and a quorum was established.

SECOND ORDER OF BUSINESS **Public Comment**

- Residents commented on a range of subjects including meeting dates and times, the recently adopted budget and clarification of the \$300,000 loan.
- Representatives from *Yellowstone Landscaping* provided a report to the Board of the landscaping status.
- A conversation ensued between *Yellowstone* and the Board.

THIRD ORDER OF BUSINESS **Business Items**

A. Acceptance of Financial Report for Fiscal Year Ending September 30, 2022

On MOTION by Mr. De La Ossa seconded by Mr. Motko, with all in favor, Financial Report for Fiscal Year Ending September 30, 2022, was accepted. 5-0

December 7, 2023

BELMOND RESERVE CDD

FOURTH ORDER OF BUSINESS**Consent Agenda****A. Approval of Minutes of the November 2, 2023 Regular Meeting****B. Consideration of Operation and Maintenance Expenditures October 2023****C. Acceptance of the Financials and Approval of the Check Register for October 2023**

On MOTION by Mr. De La Ossa seconded by Mr. Smith, with all in favor, the Consent Agenda was approved. 5-0

FIFTH ORDER OF BUSINESS**Staff Reports****A. District Counsel****B. District Engineer****C. District Manager**

There being no reports, the next item followed.

i. Community Inspections Report

The Community Inspection Report was presented, a copy of which was included in the agenda package.

SIXTH ORDER OF BUSINESS**Board of Supervisors' Requests and Comments**

There being none, the next order of business followed.

SEVENTH ORDER OF BUSINESS**Adjournment**

There being no further business,

On MOTION by Mr. De La Ossa seconded by Mr. Motko, with all in favor, the meeting was adjourned at 2:15 p.m.

Bryan Radcliff
District Manager

Carlos de la Ossa
Chairperson

3B.

November 2023 Meeting

BELMOND RESERVE CDD
Summary of Operations and Maintenance Invoices

| Vendor | Invoice/Account Number | Amount | Vendor Total | Comments/Description |
|-----------------------------------|------------------------|--------------------|--------------|--|
| Monthly Contract | | | | |
| AQUATIC WEED CONTROL INC | 90229 | \$1,087.00 | | WAERWAY SERVICE - DECEMBER 2023 |
| CHARTER COMMUNICATIONS | 2543561102823 | \$137.96 | | INTERBER SERVICE 10/28/23 - 11/27/23 |
| INFRAMARK LLC | 104217 | \$4,975.00 | | DISTRICT INVOICE OCTOBER 2023 |
| INFRAMARK LLC | 104757 | \$4,975.00 | \$9,950.00 | DISTRICT INVOICE NOVEMBER 2023 |
| SOUTHEAST WIRING SOLUTIONS INC | 20261509 | \$109.99 | | ACCESS CONTROL MANAGEMENT - NOVEMBER 2023 |
| WM CORPORATE SERVICES, INC. | 9977473-2206-0 | \$217.79 | | DUMPSTER SERVICE - NOVEMBER 2023 |
| YELLOWSTONE LANDSCAPE | TMC 615444 | \$10,897.00 | | LANDSCAPE MAINT. - NOVEMBER 2023 |
| Monthly Contract Subtotal | | \$22,399.74 | | |
| Variable Contract | | | | |
| ALBERTO VIERA | AV 110223 | \$200.00 | | SUPERVISOR FEE 11/02/23 |
| CARLOS DE LA OSSA | CDLO 110223 | \$200.00 | | SUPERVISOR FEE 11/02/23 |
| GRAU AND ASSOCIATES | 24795 | \$100.00 | | AUDIT SERVICES |
| KYLE SMITH | KS 110223 | \$200.00 | | SUPERVISOR FEE 11/02/23 |
| NICHOLAS J. DISTER | ND 110223 | \$200.00 | | SUPERVISOR FEE 11/02/23 |
| RYAN MOTKO | RM 110223 | \$200.00 | | SUPERVISOR FEE 11/02/23 |
| STRALEY ROBIN VERICKER | 23778 | \$726.66 | | GENERAL CONSULTING - PROFESSIONAL SERVICES THRU - 10/15/23 |
| Variable Contract Subtotal | | \$1,826.66 | | |
| Utilities | | | | |
| BOCC | 9634760433 111523 | \$1,307.58 | | WATER SERVICE - 10/17/23-11/14/23 |
| TECO | 221008266985 111623 | \$3,554.15 | | ELECTRICITY SERVICE - 10/13/23-11/10/23 |
| TECO | 221008339725 111623 | \$369.27 | | ELECTRICITY SERVICE - 10/13/23-11/10/23 |
| TECO | 221008446983 111623 | \$197.52 | | ELECTRICITY SERVICE - 10/13/23-11/10/23 |
| TECO | 221008514244 111623 | \$1,013.36 | | ELECTRICITY SERVICE - 10/13/23-11/10/23 |
| TECO | 221008516975 111623 | \$1,246.25 | | ELECTRICITY SERVICE - 10/13/23-11/10/23 |
| TECO | 221008528939 111623 | \$244.65 | | ELECTRICITY SERVICE - 10/13/23-11/10/23 |
| TECO | 221008539324 111623 | \$31.92 | \$6,657.12 | ELECTRICITY SERVICE - 10/13/23-11/10/23 |
| Utilities Subtotal | | \$7,964.70 | | |
| Regular Services | | | | |
| HOMETEAM PEST DEFENSE INC | 96251717 | \$160.00 | | PEST CONTROL SERVICE |
| JNJ CLEANING SERVICES LLC | 0296 | \$520.00 | | AMENITY CLEANING - NOVEMBER 2023 |
| NANCY C. MILAN, TAX COLLECTOR | A0774260504 | \$11,778.49 | | TAX COLLECTOR |
| SPEAREM ENTERPRISES | 5904 | \$260.00 | | LABOR - 10/16/23-11/16/23 - DOG STATION |
| YELLOWSTONE LANDSCAPE | TMC 619007 | \$5,856.32 | | SOD INSTALLATION - ENTRY WAY SOD |
| YELLOWSTONE LANDSCAPE | TMC 619008 | \$5,260.42 | \$11,116.74 | SOD INSTALLATION - SHINING WILLOW |

BELMOND RESERVE CDD
Summary of Operations and Maintenance Invoices

| Vendor | Invoice/Account Number | Amount | Vendor Total | Comments/Description |
|--------------------------------------|------------------------|--------------------|--------------|--|
| Regular Services Subtotal | | \$23,835.23 | | |
| Additional Services | | | | |
| AFFORDABLE LOCK & SECURITY SOLUTIONS | 0000243703 | \$155.48 | | MECHANICAL LOCK SERVICE |
| BELMOND RESERVE CDD | 10312023-1 | \$4,577.44 | | SERIES 2020 FY23 TAX DIST ID 642 EXCESS FEES |
| BELMOND RESERVE CDD | 11082023-1 | \$1,765.69 | | SERIES 2020 FY24 TAX DIST ID 644 |
| BELMOND RESERVE CDD | 11172023-1 | \$9,710.27 | \$16,053.40 | SERIES 2020 FY24 TAX DIST ID 646 |
| CORLIN SERVICES LLC | 0000105 | \$100.00 | | DISCONNECT POWER LIGHTS - PICKLEBALL COURTS |
| Additional Services Subtotal | | \$16,308.88 | | |
| TOTAL | | \$72,335.21 | | |

Approved (with any necessary revisions noted):

Signature: _____

Title (Check one):

☐ Chariman ☐ Vice Chariman ☐ Assistant Secretary

Invoice

First Choice Aquatic Weed Management, LLC

P.O. Box 593258
Orlando, FL 32859

Phone: 407-859-2020
Fax: 407-859-3275

| Date | Invoice # |
|------------|-----------|
| 11/27/2023 | 90229 |

Bill To

Belmond Reserve CDD
c/o Inframark
2005 Pan Am Cir, Ste 300
Tampa, FL 33607

| Customer P.O. No. | Payment Terms | Due Date |
|-------------------|---------------|------------|
| | Net 30 | 12/27/2023 |

| Description | Amount |
|--|----------|
| Waterway service for (9) ponds for the month this invoice is dated. Completed 11/9/2023. | 1,087.00 |

Thank you for your business.

| | |
|-------------------------|------------|
| Total | \$1,087.00 |
| Payments/Credits | \$0.00 |
| Balance Due | \$1,087.00 |

October 28, 2023
Invoice Number: 2543561102823
Account Number: 8337 12 029 2543561
Security Code: 2252
Service At: 13004 WILLOW GROVE DR
RIVERVIEW FL 33579-6876

Contact Us

Visit us at SpectrumBusiness.net
Or, call us at 855-252-0675

Summary

*Service from 10/28/23 through 11/27/23
details on following pages*

| | |
|-------------------------------|-----------------|
| Previous Balance | 137.96 |
| Payments Received -Thank You! | -137.96 |
| Remaining Balance | \$0.00 |
| Spectrum Business™ Internet | 117.97 |
| Spectrum Business™ Voice | 19.99 |
| Current Charges | \$137.96 |
| Total Due by 11/14/23 | \$137.96 |

NEWS AND INFORMATION

NOTE. Taxes, Fees and Charges listed in the Summary only apply to Spectrum Business TV and Spectrum Business Internet and are detailed on the following page. Taxes, Fees and Charges for Spectrum Business Voice are detailed in the Billing Information section.

TV Essentials is the perfect entertainment for break rooms, lobbies, and waiting rooms. Call 1-855-339-9672 to speak with a business specialist today!

Enhance your business communications with Spectrum Mobile. Call 1-855-340-2605 to learn how you can get 1 mobile unlimited line FREE for 1 year.



Thank you for choosing Spectrum Business.
We appreciate your prompt payment and value you as a customer.



4145 S. FALKENBURG RD RIVERVIEW FL 33578-8652
8337 1200 NO RP 28 10292023 NNNNNYNN 01 002731 0012

BELMOND RESERVE CDD
2005 PAN AM CIR STE 300
TAMPA FL 33607-6008

Received
NOV 02 2023

October 28, 2023
BELMOND RESERVE CDD
Invoice Number: 2543561102823
Account Number: 8337 12 029 2543561
Service At: 13004 WILLOW GROVE DR
RIVERVIEW FL 33579-6876

| | |
|------------------------------|-----------------|
| Total Due by 11/14/23 | \$137.96 |
| Amount you are enclosing | \$ |

Please Remit Payment To:

CHARTER COMMUNICATIONS
PO BOX 7186
PASADENA CA 91109-7186



833712029254356100137968



Invoice Number: BELMOND RESERVE CDD
 Account Number: 2543561102823
 Security Code: 8337 12 029 2543561
 2252

Contact Us

Visit us at SpectrumBusiness.net
 Or, call us at **855-252-0675**

8337 1200 NO RP 28 10292023 NNNNNYNN 01 002731 0012

Charge Details

| | |
|-------------------------------|---------------|
| Previous Balance | 137.96 |
| Check Payment-thank You 10/25 | -137.96 |
| Remaining Balance | \$0.00 |

Payments received after 10/28/23 will appear on your next bill.

Service from 10/28/23 through 11/27/23

Spectrum Business™ Internet

| | |
|----------------------------------|-----------------|
| Spectrum WiFi | 0.00 |
| Security Suite | 0.00 |
| Domain Name | 0.00 |
| Vanity Email | 0.00 |
| Static IP 1 | 19.99 |
| Spectrum Business Internet Ultra | 199.99 |
| Promotional Discount | -110.00 |
| Business WiFi | 7.99 |
| | \$117.97 |

Spectrum Business™ Internet Total \$117.97

Spectrum Business™ Voice

| | |
|------------------------------------|----------------|
| Phone number (813) 574-7540 | |
| Spectrum Business Voice | 49.99 |
| Promotional Discount | -30.00 |
| Voice Mail | 0.00 |
| | \$19.99 |

For additional call details,
 please visit SpectrumBusiness.net

Spectrum Business™ Voice Total \$19.99

Current Charges \$137.96
Total Due by 11/14/23 \$137.96

Billing Information

Tax and Fees - This statement reflects the current taxes and fees for your area (including sales, excise, user taxes, etc.). These taxes and fees may change without notice. Visit spectrum.net/taxesandfees for more information.

Spectrum Terms and Conditions of Service - In accordance with the Spectrum Business Services Agreement, Spectrum services are billed on a monthly basis. Spectrum does not provide credits for monthly subscription services that are cancelled prior to the end of the current billing month.

Terms & Conditions - Spectrum's detailed standard terms and conditions for service are located at spectrum.com/policies.

Notice - Nonpayment of any portion of your cable television, high-speed data, and/or Digital Phone service could result in disconnection of any of your Spectrum provided services.

Authorization to Convert your Check to an Electronic Funds

Transfer Debit - If your check is returned, you expressly authorize your bank account to be electronically debited for the amount of the check plus any applicable fees. The use of a check for payment is your acknowledgment and acceptance of this policy and its terms and conditions.

The following taxes, fees and surcharges are included in the price of the applicable service - . FEES AND CHARGES: E911 Fee \$0.40, Federal USF \$1.18, Florida CST \$2.10, Sales Tax \$0.02, TRS Surcharge \$0.09.

Billing Practices - Spectrum Business mails monthly, itemized invoices for all monthly services in advance. A full payment is required on or before the due date indicated on this invoice. Payments made after the indicated due date may result in a late payment processing charge. Failure to pay could result in the disconnection of all your Spectrum Business service(s). Disconnection of Business Voice service may also result in the loss of your phone number.

Continued on the next page....

Local Spectrum Store: 12970 S US Hwy 301, Suite 105, Riverview FL 33579 Store Hours: Mon thru Sat - 10:00am to 8:00pm; Sun - 12:00pm to 5:00pm

Local Spectrum Store: 872 Brandon Town Center Mall, Brandon FL 33511 Store Hours: Mon thru Sat - 10:00am to 8:00pm and Sun - 12:00pm to 5:00pm

Simplify your life with Auto Pay!

Spend less time paying your bill
 and more time doing what you love.

It's Easy - No more checks, stamps or trips to the post office
 It's Secure - Powerful technology keeps your information safe
 It's Flexible - Use your checking, savings, debit or credit card
 It's **FREE** - And helps save time, postage and the environment

Set up easy, automatic bill payments with **Auto Pay!**

Visit: spectrumbusiness.net/payment

(My Account login required)

Payment Options

Pay Online - Visit us at SpectrumBusiness.net/payment to get started today! Your account number and security code are needed to register.

Pay by Phone - Make a payment free of charge using our automated payment option at 1-866-519-1263; and authorize payment directly from your bank account or credit card.

For questions or concerns, please call **1-866-519-1263**.





2002 West Grand Parkway North
Suite 100
Katy, TX 77449

BILL TO

Belmond Reserve Community
Development District
2005 Pan Am Cir Ste 300
Tampa FL 33607-6008
United States

INVOICE#

#104217

CUSTOMER ID

C2276

PO#**DATE**

10/31/2023

NET TERMS

Net 30

DUE DATE

11/30/2023

Services provided for the Month of: October 2023

| DESCRIPTION | QTY | UOM | RATE | MARKUP | AMOUNT |
|-----------------------------|-----|-----|----------|--------|-----------------|
| District Management | 1 | Ea | 3,000.00 | | 3,000.00 |
| Accounting Services | 1 | Ea | 375.00 | | 375.00 |
| Field Management | 1 | Ea | 1,000.00 | | 1,000.00 |
| Website Maintenance / Admin | 1 | Ea | 250.00 | | 250.00 |
| Dissemination Services | 1 | Ea | 350.00 | | 350.00 |
| Subtotal | | | | | 4,975.00 |

| | |
|------------------|------------|
| Subtotal | \$4,975.00 |
| Tax | \$0.00 |
| Total Due | \$4,975.00 |

Remit To : Inframark LLC, PO BOX 733778, Dallas, Texas, 75373-3778

To pay by Credit Card, please contact us at 281-578-4299, 9:00am - 5:30pm EST, Monday – Friday. A surcharge fee may apply.

To pay via ACH or Wire, please refer to our banking information below:

Account Name: INFRAMARK, LLC

ACH - Bank Routing Number: 111000614 / Account Number: 912593196

Wire - Bank Routing Number: 021000021 / SWIFT Code: CHASUS33 / Account Number: 912593196

Please include the Customer ID and the Invoice Number on your form of payment.



2002 West Grand Parkway North
Suite 100
Katy, TX 77449

BILL TO

Belmond Reserve Community
Development District
2005 Pan Am Cir Ste 300
Tampa FL 33607-6008
United States

INVOICE#

#104757

CUSTOMER ID

C2276

PO#**DATE**

11/20/2023

NET TERMS

Net 30

DUE DATE

12/20/2023

Services provided for the Month of: November 2023

| DESCRIPTION | QTY | UOM | RATE | MARKUP | AMOUNT |
|-----------------------------|-----|-----|----------|--------|-----------------|
| District Management | 1 | Ea | 3,000.00 | | 3,000.00 |
| Accounting Services | 1 | Ea | 375.00 | | 375.00 |
| Field Management | 1 | Ea | 1,000.00 | | 1,000.00 |
| Website Maintenance / Admin | 1 | Ea | 250.00 | | 250.00 |
| Dissemination Services | 1 | Ea | 350.00 | | 350.00 |
| Subtotal | | | | | 4,975.00 |

| | |
|------------------|------------|
| Subtotal | \$4,975.00 |
| Tax | \$0.00 |
| Total Due | \$4,975.00 |

Remit To : Inframark LLC, PO BOX 733778, Dallas, Texas, 75373-3778

To pay by Credit Card, please contact us at 281-578-4299, 9:00am - 5:30pm EST, Monday – Friday. A surcharge fee may apply.

To pay via ACH or Wire, please refer to our banking information below:

Account Name: INFRAMARK, LLC

ACH - Bank Routing Number: 111000614 / Account Number: 912593196

Wire - Bank Routing Number: 021000021 / SWIFT Code: CHASUS33 / Account Number: 912593196

Please include the Customer ID and the Invoice Number on your form of payment.

Invoice



1340 Stallone Court
Kissimmee, FL 34744
(407) 290-5911

| | | | | | |
|------------------------------|--------------------------------|-----------------------------------|-------------------------------|-------------------------------|------------------------------|
| Invoice # 20261509 | Customer # PROJ-0108 | Invoice Date 11/01/2023 | Due Date 12/01/2023 | Amount Due \$109.99 | Amount Enclosed \$ |
|------------------------------|--------------------------------|-----------------------------------|-------------------------------|-------------------------------|------------------------------|

To: BELMOND RESERVE CDD
2005 PAN AM CIRCLE
SUITE 300
TAMPA, FL 33607

Remit To: Southeast Wiring Solutions, Inc.
1340 Stallone Court
Kissimmee, FL 34744

Detach and return with your payment.

| | | | | | |
|---|--------------------------------|------------------------------|-----------------------------------|-----------|-------------------------------|
| Customer Name BELMOND RESERVE CDD | Customer # PROJ-0108 | Invoice # 20261509 | Invoice Date 11/01/2023 | PO Number | Amount Due \$109.99 |
|---|--------------------------------|------------------------------|-----------------------------------|-----------|-------------------------------|

| Description | QTY | Rate | Amount |
|---|------|--------|--------|
| BELMOND AMENITY CENTER, 13197 RHODINE RD. RIVERVIEW, FL | | | |
| ACCESS CONTROL MANAGEMENT, (11/01/2023 - 11/30/2023) : SUBSCRIBER | 1.00 | 109.99 | 109.99 |
| REMOTE ACCESS - \$50, SWS REMOTE ACCESS - \$50 | | | |

| | | |
|--|---------------------------|-----------------|
| | Sub Total: | 109.99 |
| | Total Sales Tax: | 0.00 |
| | Invoice Total: | 109.99 |
| | Payments/Credits Applied: | (0.00) |
| | Invoice Amount Due: | 109.99 |
| | Amount Due: | \$109.99 |

CONTACT US

| | | | | |
|--|-------|-----------------|---------|---|
| Billing Questions (407) 290-5911 | Sales | Central Station | Service | Email BILLING@SWSPROTECTION.COM |
|--|-------|-----------------|---------|---|

To pay online, please visit: <https://southeastwiring.alarmbiller.com> | Registration Key: 9965B2



INVOICE

Customer ID:**28-13540-53000**

Customer Name:

BELMOND RESERVE

Service Period:

11/01/23-11/30/23

Invoice Date:

10/27/2023

Invoice Number:

9977473-2206-0

How to Contact Us**Visit wm.com/MyWM**

Create a My WM profile for easy access to your pickup schedule, service alerts and online tools for billing and more. Have a question? Check our support center or start a chat.

**Customer Service: (813) 621-3055****Your Payment is Due****Nov 26, 2023**

If full payment of the invoiced amount is not received within your contractual terms, you may be charged a monthly late charge of 2.5% of the unpaid amount, with a minimum monthly charge of \$5, or such late charge allowed under applicable law, regulation or contract.

Your Total Due**\$440.85**

If payment is received after
11/26/2023: **\$ 451.73**

Previous Balance

439.07

+

Payments

(216.01)

+

Adjustments

0.00

+

**Current Invoice
Charges**

217.79

=

**Total Account
Balance Due****440.85****DETAILS OF SERVICE****Details for Service Location:****Belmond Reserve, 13004 Willow Grove Dr, Riverview FL 33579****Customer ID: 28-13540-53000**

| Description | Date | Ticket | Quantity | Amount |
|----------------------------------|----------|--------|----------|---------------|
| Disposal 4 Yard Dumpster 1X Week | 11/01/23 | | 1.00 | 95.18 |
| 4 Yard Dumpster 1X Week | 11/01/23 | | 1.00 | 122.61 |
| Total Current Charges | | | | 217.79 |

----- Please detach and send the lower portion with payment ----- (no cash or staples) -----



DO NOT SEND PAYMENTS HERE
WASTE MANAGEMENT INC. OF FLORIDA
PO BOX 3020
MONROE, LA 70506-8320
(813) 621-3055
(800) 255-7172

Received**NOV 03 2023**

| Invoice Date | Invoice Number | Customer ID (Include with your payment) |
|------------------------------|----------------|--|
| 10/27/2023 | 9977473-2206-0 | 28-13540-53000 |
| Payment Terms | Total Due | Amount |
| Total Due by 11/26/2023 | \$440.85 | |
| If Received after 11/26/2023 | \$451.73 | 217.79 |

2206000281354053000099774730000002177900000044085 8

0078599 01 MM 0.576 **AUTO T4 0 7300 33607 -C04-P78677-11

I0290C53

BELMOND RESERVE
2002 PAN AM CIR STE 300
TAMPA FL 33607

Remit To:

WM CORPORATE SERVICES, INC.
AS PAYMENT AGENT
PO BOX 4648
CAROL STREAM, IL 60197-4648





INVOICE

| INVOICE # | INVOICE DATE |
|------------|--------------|
| TMC 615444 | 11/1/2023 |
| TERMS | PO NUMBER |
| Net 30 | |

Bill To:

Belmond Reserve CDD
c/o Inframark
2005 Pan Am Circle, Suite 300
Tampa, FL 33607

Property Name: Belmond Reserve CDD

Remit To:

Yellowstone Landscape
PO Box 101017
Atlanta, GA 30392-1017

Invoice Due Date: December 1, 2023

Invoice Amount: \$10,897.00

| Description | Current Amount |
|---|----------------|
| Monthly Landscape Maintenance November 2023 | \$10,897.00 |

Invoice Total **\$10,897.00**

Excellence

IN COMMERCIAL LANDSCAPING

Valued Customer:

It has been brought to our attention of a recent criminal check fraud scheme that took place targeting US mail in the Atlanta region. Checks bound for financial institutions were intercepted and fraudulently processed. If you are currently paying by check, to enhance your transaction security, we recommend you consider the option for electronic payments. Instructions for electronic payments can be provided upon request.

Please reach out to jpowell@yellowstonelandscape.com if you would like to confirm prior payment status or if you have any additional questions.

Yellowstone Landscape

Should you have any questions or inquiries please call (386) 437-6211.

BELMOND RESERVE CDD

MEETING DATE: November 02, 2023DMS: BRYAN RADCEFF

| SUPERVISORS | CHECK IF IN ATTENDANCE | STATUS | PAYMENT AMOUNT |
|-------------------|------------------------|-----------------|----------------|
| Nicholas Dister | ✓ | Salary accepted | \$200.00 |
| Carlos de la Ossa | ✓ | Salary Accepted | \$200.00 |
| Kyle Smith | ✓ | Salary Accepted | \$200.00 |
| Alberto Viera | ✓ | Salary Accepted | \$200.00 |
| Ryan Motko | ✓ | Salary Accepted | \$200.00 |

AV 110223

BELMOND RESERVE CDD**MEETING DATE: November 02, 2023****DMS:** *BRYAN MADRUFF*

| SUPERVISORS | CHECK IF IN ATTENDANCE | STATUS | PAYMENT AMOUNT |
|--------------------|-------------------------------|-----------------|-----------------------|
| Nicholas Dister | ✓ | Salary accepted | \$200.00 |
| Carlos de la Ossa | ✓ | Salary Accepted | \$200.00 |
| Kyle Smith | ✓ | Salary Accepted | \$200.00 |
| Alberto Viera | ✓ | Salary Accepted | \$200.00 |
| Ryan Motko | ✓ | Salary Accepted | \$200.00 |

Cd10 110223

BELMOND RESERVE CDD

MEETING DATE: November 02, 2023DMS: BRYAN RADCLIFF

| SUPERVISORS | CHECK IF IN ATTENDANCE | STATUS | PAYMENT AMOUNT |
|-------------------|------------------------|-----------------|----------------|
| Nicholas Dister | ✓ | Salary accepted | \$200.00 |
| Carlos de la Ossa | ✓ | Salary Accepted | \$200.00 |
| Kyle Smith | ✓ | Salary Accepted | \$200.00 |
| Alberto Viera | ✓ | Salary Accepted | \$200.00 |
| Ryan Motko | ✓ | Salary Accepted | \$200.00 |

KS 110223

BELMOND RESERVE CDD

MEETING DATE: November 02, 2023DMS: *[Signature]**BRYAN RADCLIFF*

| SUPERVISORS | CHECK IF IN ATTENDANCE | STATUS | PAYMENT AMOUNT |
|-------------------|------------------------|-----------------|----------------|
| Nicholas Dister | ✓ | Salary accepted | \$200.00 |
| Carlos de la Ossa | ✓ | Salary Accepted | \$200.00 |
| Kyle Smith | ✓ | Salary Accepted | \$200.00 |
| Alberto Viera | ✓ | Salary Accepted | \$200.00 |
| Ryan Motko | ✓ | Salary Accepted | \$200.00 |

ND 110223

BELMOND RESERVE CDDMEETING DATE: **November 02, 2023**DMS: BRYAN MADRICK

| SUPERVISORS | CHECK IF IN ATTENDANCE | STATUS | PAYMENT AMOUNT |
|-------------------|------------------------|-----------------|----------------|
| Nicholas Dister | ✓ | Salary accepted | \$200.00 |
| Carlos de la Ossa | ✓ | Salary Accepted | \$200.00 |
| Kyle Smith | ✓ | Salary Accepted | \$200.00 |
| Alberto Viera | ✓ | Salary Accepted | \$200.00 |
| Ryan Motko | ✓ | Salary Accepted | \$200.00 |

Rm 110223

Straley Robin Vericker

1510 W. Cleveland Street

Tampa, FL 33606

Telephone (813) 223-9400

Federal Tax Id. - 20-1778458

Belmond Reserve Community Development District

c/o Inframark

2005 Pan Am Circle, Ste 300

Tampa, FL 33607

November 02, 2023

Client: 001542

Matter: 000001

Invoice #: 23778

Page: 1

RE: General

For Professional Services Rendered Through October 15, 2023

SERVICES

| Date | Person | Description of Services | Hours | Amount |
|-----------------------------|--------|--|-------|----------|
| 9/22/2023 | MB | REVIEW CORRESPONDENCE FROM BOARD OF SUPERVISOR REGARDING DISTRICT LANDSCAPE VENDOR; REVIEW CORRESPONDENCE FROM DISTRICT MANAGEMENT REGARDING DISTRICT LANDSCAPING ISSUES; CORRESPONDENCE TO DISTRICT BOARD OF SUPERVISOR REGARDING CORRESPONDENCE TO DISTRICT LANDSCAPE VENDOR. | 0.3 | \$97.50 |
| 9/25/2023 | MB | REVIEW CORRESPONDENCE FROM DISTRICT BOARD OF SUPERVISOR REGARDING LANDSCAPING ISSUES; ANALYZE CORRESPONDENCE FROM DISTRICT STAFF DETAILING LANDSCAPING ISSUES; CONFERENCE CALL WITH DISTRICT STAFF REGARDING DISTRICT LANDSCAPING ISSUES; PREPARE 60 DAY NOTICE TO CURE LETTER TO YELLOWSTONE LANDSCAPE. | 1.4 | \$455.00 |
| 10/12/2023 | LB | PREPARE DRAFT QUARTERLY REPORT FOR PERIOD ENDED SEPTEMBER 30, 2023. | 0.3 | \$52.50 |
| 10/13/2023 | JMV | PREPARE FOR AND ATTEND CDD OPERATIONS MEETING. | 0.3 | \$112.50 |
| Total Professional Services | | | 2.3 | \$717.50 |

DISBURSEMENTS

| Date | Description of Disbursements | Amount |
|---------------------|------------------------------|--------|
| 9/25/2023 | Postage | \$9.16 |
| Total Disbursements | | \$9.16 |

November 02, 2023
Client: 001542
Matter: 000001
Invoice #: 23778

Page: 2

| | | |
|------------------------|----------|-------------------|
| Total Services | \$717.50 | |
| Total Disbursements | \$9.16 | |
| Total Current Charges | | \$726.66 |
| Previous Balance | | \$4,181.66 |
| PAY THIS AMOUNT | | \$4,908.32 |

Please Include Invoice Number on all Correspondence

Outstanding Invoices

| Invoice Number | Invoice Date | Services | Disbursements | Interest | Tax | Total |
|------------------------------------|------------------|------------|---------------|----------|--------|-------------------|
| 23482 | August 28, 2023 | \$2,710.00 | \$9.16 | \$0.00 | \$0.00 | \$3,445.82 |
| 23619 | October 04, 2023 | \$1,462.50 | \$0.00 | \$0.00 | \$0.00 | \$2,189.16 |
| Total Remaining Balance Due | | | | | | \$4,908.32 |

AGED ACCOUNTS RECEIVABLE

| 0-30 Days | 31-60 Days | 61-90 Days | Over 90 Days |
|------------|------------|------------|--------------|
| \$2,189.16 | \$0.00 | \$2,719.16 | \$0.00 |



Hillsborough
County Florida

S-Page 1 of 3

| CUSTOMER NAME | ACCOUNT NUMBER | BILL DATE | DUE DATE |
|---|----------------|------------|------------|
| BELMOND RESERVE COMMUNITY DEVELOPMENT DISTRICT | 9634760433 | 11/15/2023 | 12/06/2023 |

Page 26



Summary of Account Charges

| | |
|--------------------------|-------------------|
| Previous Balance | \$1,209.47 |
| Net Payments - Thank You | \$-1,209.47 |
| Bill Adjustments | \$59.83 |
| Total Account Charges | \$1,247.75 |
| AMOUNT DUE | \$1,307.58 |

This is your summary of charges. Detailed charges by
premise are listed on the following page(s)



Hillsborough
County Florida

Make checks payable to: **BOCC**

ACCOUNT NUMBER: 9634760433



ELECTRONIC PAYMENTS BY CHECK OR

Automated Payment Line: (813) 276 8526

Internet Payments: HCFLGov.net/WaterBill

Additional Information: HCFLGov.net/Water



THANK YOU!



BELMOND RESERVE COMMUNITY DEVELOPMENT DISTRICT 2,042 8
C/O INFRAMARK
2005 PAN AM CIR SUITE 300
TAMPA FL 33607-6008

| | |
|--------------------|------------|
| DUE DATE | 12/06/2023 |
| AMOUNT DUE | \$1,307.58 |
| AMOUNT PAID | |

0096347604330 00001307586



**Hillsborough
County** Florida

| CUSTOMER NAME | ACCOUNT NUMBER | BILL DATE | DUE DATE |
|---------------|----------------|-----------|----------|
|---------------|----------------|-----------|----------|

BELMOND RESERVE COMMUNITY
DEVELOPMENT DISTRICT

9634760433

11/15/2023

12/06/2023

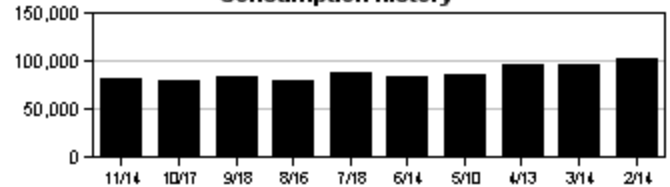
Service Address: 12900 BROOKSIDE MOSS DR - COMM IRRIG MTR

| METER NUMBER | PREVIOUS DATE | PREVIOUS READ | PRESENT DATE | PRESENT READ | CONSUMPTION | READ TYPE | METER DESCRIPTION |
|--------------|---------------|---------------|--------------|--------------|-------------|-----------|-------------------|
| 702151774 | 10/17/2023 | 1108892 | 11/14/2023 | 1190493 | 81603 GAL | ACTUAL | WATER |

Service Address Charges

| | |
|--------------------------------------|-----------------|
| Customer Service Charge | \$5.63 |
| Purchase Water Pass-Thru | \$246.44 |
| Water Base Charge | \$39.66 |
| Water Usage Charge | \$243.91 |
| Charge for non-sufficient funds | \$29.83 |
| Total Service Address Charges | \$565.47 |

Consumption History



**Hillsborough
County** Florida

| CUSTOMER NAME | ACCOUNT NUMBER | BILL DATE | DUE DATE |
|---------------|----------------|-----------|----------|
|---------------|----------------|-----------|----------|

BELMOND RESERVE COMMUNITY
DEVELOPMENT DISTRICT

9634760433

11/15/2023

12/06/2023

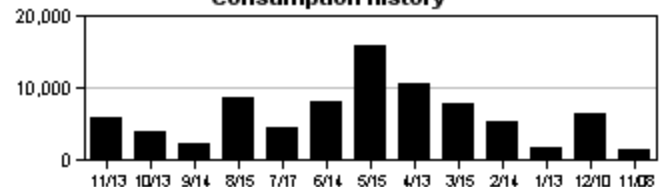
Service Address: 13047 WILLOW GROVE DR

| METER NUMBER | PREVIOUS DATE | PREVIOUS READ | PRESENT DATE | PRESENT READ | CONSUMPTION | READ TYPE | METER DESCRIPTION |
|--------------|---------------|---------------|--------------|--------------|-------------|-----------|-------------------|
| 61160062 | 10/13/2023 | 2113 | 11/13/2023 | 2171 | 5800 GAL | ACTUAL | WATER |

Service Address Charges

| | |
|--------------------------------------|-----------------|
| Customer Service Charge | \$5.63 |
| Purchase Water Pass-Thru | \$17.52 |
| Water Base Charge | \$19.54 |
| Water Usage Charge | \$5.57 |
| Sewer Base Charge | \$47.28 |
| Sewer Usage Charge | \$35.32 |
| Charge for non-sufficient funds | \$30.00 |
| Total Service Address Charges | \$160.86 |

Consumption History





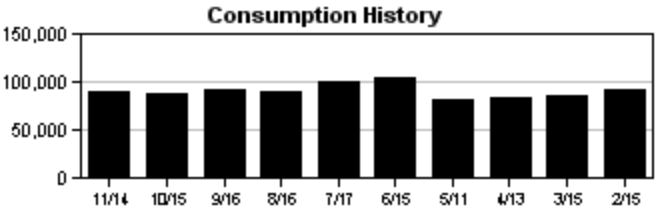
Hillsborough
County Florida

| CUSTOMER NAME | ACCOUNT NUMBER | BILL DATE | DUE DATE |
|---|----------------|------------|------------|
| BELMOND RESERVE COMMUNITY DEVELOPMENT DISTRICT | 9634760433 | 11/15/2023 | 12/06/2023 |
| Service Address: 13098 WILLOW GROVE DR - COMM IRRIG MTR | | | |

| METER NUMBER | PREVIOUS DATE | PREVIOUS READ | PRESENT DATE | PRESENT READ | CONSUMPTION | READ TYPE | METER DESCRIPTION |
|-----------------|------------------|------------------|-----------------|-----------------|-------------|--------------|----------------------|
| 702172008 | 10/15/2023 | 1165126 | 11/14/2023 | 1255116 | 89992 GAL | ACTUAL | WATER |

Service Address Charges

| | |
|-------------------------------|----------|
| Customer Service Charge | \$5.63 |
| Purchase Water Pass-Thru | \$271.78 |
| Water Base Charge | \$48.09 |
| Water Usage Charge | \$255.75 |
| Total Service Address Charges | \$581.25 |





BELMOND RESERVE CDD

RHODINE RD AND HAYS CLAN RD
RIVERVIEW, FL 33579

Statement Date: November 16, 2023

Amount Due: \$3,554.15

Due Date: December 07, 2023

Account #: 221008266985

PAYMENT BY CHECK WILL NOT BE ACCEPTED

Account Summary

Current Service Period: October 13, 2023 - November 10, 2023

Previous Amount Due \$7,339.32

Payment(s) Received Since Last Statement -\$7,339.32

Current Month's Charges \$3,554.15

Amount Due by December 07, 2023 \$3,554.15

Amount not paid by due date may be assessed a late payment charge and an additional deposit.

Scan here to view
your account online.**DOWNED IS
DANGEROUS!**If you see a downed power line, move
a safe distance away and call 911.

For more safety tips, visit

TampaElectric.com/PowerLineSafety

Learn about your newly redesigned bill and get deeper insights about your usage by visiting TECOaccount.com

To ensure prompt credit, please return stub portion of this bill with your payment.

Account #: 221008266985

Due Date: December 07, 2023

**Pay your bill online at TampaElectric.com**

See reverse side of your paystub for more ways to pay.

Go Paperless, Go Green! Visit TampaElectric.com/Paperless to enroll now.

Amount Due: \$3,554.15

Payment Amount: \$

637803847910

Payment by check
will not be accepted

BELMOND RESERVE CDD

2005 PAN AM CIR, STE 300
TAMPA, FL 33607-6008

Mail payment to:

TECO
P.O. BOX 31318
TAMPA, FL 33631-3318

PAYMENT BY CHECK WILL NOT BE ACCEPTED



Service For:
RHODINE RD AND HAYS CLAN RD
RIVERVIEW, FL 33579

Account #: 221008266985
Statement Date: November 16, 2023
Charges Due: December 07, 2023

Service Period: Oct 13, 2023 - Nov 10, 2023

Rate Schedule: Lighting Service

Charge Details



Electric Charges

Lighting Service Items LS-1 (Bright Choices) for 29 days

| | | |
|-----------------------------------|--------------------------|-----------|
| Lighting Energy Charge | 1463 kWh @ \$0.03511/kWh | \$51.37 |
| Fixture & Maintenance Charge | 77 Fixtures | \$1256.64 |
| Lighting Pole / Wire | 77 Poles | \$2139.83 |
| Lighting Fuel Charge | 1463 kWh @ \$0.05169/kWh | \$75.62 |
| Storm Protection Charge | 1463 kWh @ \$0.01466/kWh | \$21.45 |
| Clean Energy Transition Mechanism | 1463 kWh @ \$0.00036/kWh | \$0.53 |
| Storm Surcharge | 1463 kWh @ \$0.00326/kWh | \$4.77 |
| Florida Gross Receipt Tax | | \$3.94 |

Lighting Charges **\$3,554.15**

Total Current Month's Charges

\$3,554.15

Important Messages

More clean energy to you

Tampa Electric has reduced its use of coal by 94% over the past 20 years and has cut its carbon footprint in half. This is all made possible through investments in technology that help us use more solar and cleaner, domestically produced natural gas to produce electricity. Today, Tampa Electric is the state's top producer of solar energy per customer. In 2022, our solar plants saved customers approximately \$80 million in fuel costs. Our diverse fuel mix for the 12-month period ending Sept. 2023 includes Natural Gas 81%, Purchased Power 8%, Solar 8% and Coal 3%.

00000011-0000262- Page 20 of 30

For more information about your bill and understanding your charges, please visit [TampaElectric.com](https://www.tampaelectric.com)

Ways To Pay Your Bill



Bank Draft

Visit TECOaccount.com for free recurring or one time payments via checking or savings account.



In-Person

Find list of Payment Agents at TampaElectric.com



Mail A Check

Payments:
TECO
P.O. Box 31318
Tampa, FL 33631-3318
Mail your payment in the enclosed envelope.



Credit or Debit Card

Pay by credit Card using KUBRA EZ-Pay at TECOaccount.com. Convenience fee will be charged.



Phone

Toll Free:
866-689-6469

All Other Correspondences:

Tampa Electric
P.O. Box 111
Tampa, FL 33601-0111

Contact Us

Online:

TampaElectric.com

Phone:

Commercial Customer Care:
866-832-6249
Residential Customer Care:
813-223-0800 (Hillsborough)
863-299-0800 (Polk County)
888-223-0800 (All Other Counties)

Hearing Impaired/TTY:

7-1-1

Power Outage:

877-588-1010

Energy-Saving Programs:

813-275-3909

Please Note: If you choose to pay your bill at a location not listed on our website or provided by Tampa Electric, you are paying someone who is not authorized to act as a payment agent at Tampa Electric. You bear the risk that this unauthorized party will relay the payment to Tampa Electric and do so in a timely fashion. Tampa Electric is not responsible for payments made to unauthorized agents, including their failure to deliver or timely deliver the payment to us. Such failures may result in late payment charges to your account or service disconnection.



BELMOND RESERVE CDD

██████████
RHODINE RD AND HAYS CLAN RD PH3
RIVERVIEW, FL 33579

Statement Date: November 16, 2023

Amount Due: \$369.27

Due Date: December 07, 2023

Account #: 221008339725

PAYMENT BY CHECK WILL NOT BE ACCEPTED

Account Summary

Current Service Period: October 13, 2023 - November 10, 2023

Previous Amount Due \$744.08

Payment(s) Received Since Last Statement -\$744.08

Current Month's Charges \$369.27

Amount Due by December 07, 2023 \$369.27

Amount not paid by due date may be assessed a late payment charge and an additional deposit.

Scan here to view
your account online.**DOWNED IS
DANGEROUS!**If you see a downed power line, move
a safe distance away and call 911.

For more safety tips, visit

TampaElectric.com/PowerLineSafety

Learn about your newly redesigned bill and get deeper insights about your usage by visiting TECOaccount.com

To ensure prompt credit, please return stub portion of this bill with your payment.

Received

NOV 20 2023

Account #: 221008339725

Due Date: December 07, 2023

**Pay your bill online at TampaElectric.com**

See reverse side of your paystub for more ways to pay.

Go Paperless, Go Green! Visit TampaElectric.com/Paperless to enroll now.

Amount Due: \$369.27

Payment Amount: \$ _____

637803847911

Payment by check
will not be accepted

BELMOND RESERVE CDD

██████████
2005 PAN AM CIR, STE 300
TAMPA, FL 33607-6008

Mail payment to:
TECO
P.O. BOX 31318
TAMPA, FL 33631-3318

PAYMENT BY CHECK WILL NOT BE ACCEPTED



Service For:
RHODINE RD AND HAYS CLAN RD PH3
RIVERVIEW, FL 33579

Account #: 221008339725
Statement Date: November 16, 2023
Charges Due: December 07, 2023

Service Period: Oct 13, 2023 - Nov 10, 2023

Rate Schedule: Lighting Service

Charge Details

Important Messages



Electric Charges

Lighting Service Items LS-1 (Bright Choices) for 29 days

| | | |
|-----------------------------------|-------------------------|----------|
| Lighting Energy Charge | 152 kWh @ \$0.03511/kWh | \$5.34 |
| Fixture & Maintenance Charge | 8 Fixtures | \$130.56 |
| Lighting Pole / Wire | 8 Poles | \$222.32 |
| Lighting Fuel Charge | 152 kWh @ \$0.05169/kWh | \$7.86 |
| Storm Protection Charge | 152 kWh @ \$0.01466/kWh | \$2.23 |
| Clean Energy Transition Mechanism | 152 kWh @ \$0.00036/kWh | \$0.05 |
| Storm Surcharge | 152 kWh @ \$0.00326/kWh | \$0.50 |
| Florida Gross Receipt Tax | | \$0.41 |

Lighting Charges

\$369.27

More clean energy to you

Tampa Electric has reduced its use of coal by 94% over the past 20 years and has cut its carbon footprint in half. This is all made possible through investments in technology that help us use more solar and cleaner, domestically produced natural gas to produce electricity. Today, Tampa Electric is the state's top producer of solar energy per customer. In 2022, our solar plants saved customers approximately \$80 million in fuel costs. Our diverse fuel mix for the 12-month period ending Sept. 2023 includes Natural Gas 81%, Purchased Power 8%, Solar 8% and Coal 3%.

Total Current Month's Charges

\$369.27

00000011-0000254-Page 4 of 30

For more information about your bill and understanding your charges, please visit [TampaElectric.com](https://www.tampaelectric.com)

Ways To Pay Your Bill



Bank Draft

Visit TECOaccount.com for free recurring or one time payments via checking or savings account.



In-Person

Find list of Payment Agents at TampaElectric.com



Mail A Check

Payments:
TECO
P.O. Box 31318
Tampa, FL 33631-3318
Mail your payment in the enclosed envelope.



Credit or Debit Card

Pay by credit Card using KUBRA EZ-Pay at TECOaccount.com. Convenience fee will be charged.



Phone

Toll Free:
866-689-6469

All Other Correspondences:
Tampa Electric
P.O. Box 111
Tampa, FL 33601-0111

Contact Us

Online:

TampaElectric.com

Phone:

Commercial Customer Care:

866-832-6249

Residential Customer Care:

813-223-0800 (Hillsborough)

863-299-0800 (Polk County)

888-223-0800 (All Other Counties)

Hearing Impaired/TTY:

7-1-1

Power Outage:

877-588-1010

Energy-Saving Programs:

813-275-3909

Please Note: If you choose to pay your bill at a location not listed on our website or provided by Tampa Electric, you are paying someone who is not authorized to act as a payment agent at Tampa Electric. You bear the risk that this unauthorized party will relay the payment to Tampa Electric and do so in a timely fashion. Tampa Electric is not responsible for payments made to unauthorized agents, including their failure to deliver or timely deliver the payment to us. Such failures may result in late payment charges to your account or service disconnection.



BELMOND RESERVE CDD

12160 SHINING WILLOW ST, IRR
RIVERVIEW, FL 33579-6866

Statement Date: November 16, 2023

Amount Due: \$197.52

Due Date: December 07, 2023

Account #: 221008446983

PAYMENT BY CHECK WILL NOT BE ACCEPTED

Your Energy Insight



Your average daily kWh used was
95% higher than the same period
last year.



Your average daily kWh used was
30% higher than it was in your
previous period.



Scan here to view
your account online.



**DOWNED IS
DANGEROUS!**

If you see a downed power line, move
a safe distance away and call 911.

For more safety tips, visit
TampaElectric.com/PowerLineSafety

Account Summary

Current Service Period: October 13, 2023 - November 10, 2023

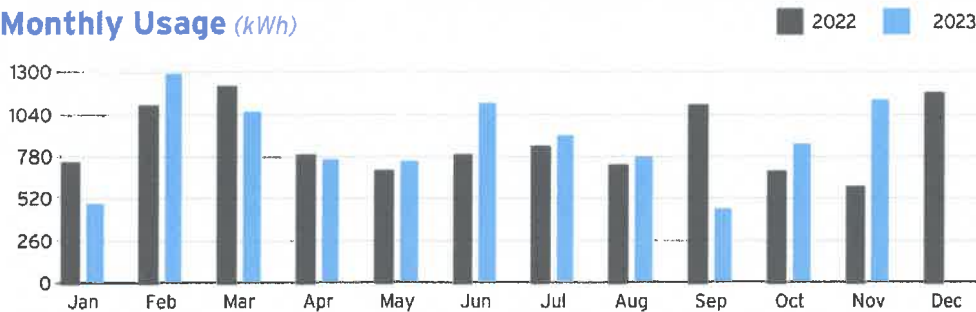
| | |
|--|-----------|
| Previous Amount Due | \$346.11 |
| Payment(s) Received Since Last Statement | -\$346.11 |

| | |
|--------------------------------|-----------------|
| Current Month's Charges | \$197.52 |
|--------------------------------|-----------------|

| | |
|--|-----------------|
| Amount Due by December 07, 2023 | \$197.52 |
|--|-----------------|

Amount not paid by due date may be assessed a late payment charge and an additional deposit.

Monthly Usage (kWh)

Learn about your newly redesigned bill and get deeper insights about your usage by visiting TECOaccount.com

To ensure prompt credit, please return stub portion of this bill with your payment.



Account #: 221008446983

Due Date: December 07, 2023

Pay your bill online at TampaElectric.com

See reverse side of your paystub for more ways to pay.

Go Paperless, Go Green! Visit TampaElectric.com/Paperless to enroll now.

Amount Due: \$197.52

Payment Amount: \$ _____

637803847912

Payment by check
will not be accepted

BELMOND RESERVE CDD

2005 PAN AM CIR, STE 300
TAMPA, FL 33607-6008

Mail payment to:
TECO
P.O. BOX 31318
TAMPA, FL 33631-3318

PAYMENT BY CHECK WILL NOT BE ACCEPTED



Service For:
12160 SHINING WILLOW ST
IRR, RIVERVIEW, FL 33579-6866

Account #: 221008446983
Statement Date: November 16, 2023
Charges Due: December 07, 2023

Meter Read

Service Period: Oct 13, 2023 - Nov 10, 2023

Rate Schedule: General Service - Non Demand

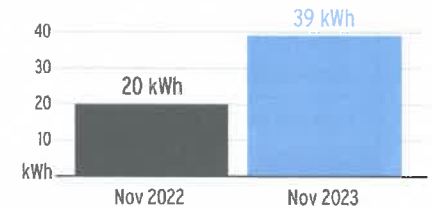
| Meter Number | Read Date | Current Reading | - Previous Reading | = Total Used | Multiplier | Billing Period |
|--------------|------------|-----------------|--------------------|--------------|------------|----------------|
| 1000852710 | 11/10/2023 | 20,095 | 18,965 | 1,130 kWh | 1 | 29 Days |

Charge Details

| | | | |
|--|-----------------------------------|---------------------------|-----------------|
| | Electric Charges | | |
| | Daily Basic Service Charge | 29 days @ \$0.75000 | \$21.75 |
| | Energy Charge | 1,130 kWh @ \$0.07990/kWh | \$90.29 |
| | Fuel Charge | 1,130 kWh @ \$0.05239/kWh | \$59.20 |
| | Storm Protection Charge | 1,130 kWh @ \$0.00400/kWh | \$4.52 |
| | Clean Energy Transition Mechanism | 1,130 kWh @ \$0.00427/kWh | \$4.83 |
| | Storm Surcharge | 1,130 kWh @ \$0.01061/kWh | \$11.99 |
| | Florida Gross Receipt Tax | | \$4.94 |
| | Electric Service Cost | | \$197.52 |

Total Current Month's Charges \$197.52

Avg kWh Used Per Day



Important Messages

More clean energy to you

Tampa Electric has reduced its use of coal by 94% over the past 20 years and has cut its carbon footprint in half. This is all made possible through investments in technology that help us use more solar and cleaner, domestically produced natural gas to produce electricity. Today, Tampa Electric is the state's top producer of solar energy per customer. In 2022, our solar plants saved customers approximately \$80 million in fuel costs. Our diverse fuel mix for the 12-month period ending Sept. 2023 includes Natural Gas 81%, Purchased Power 8%, Solar 8% and Coal 3%.

For more information about your bill and understanding your charges, please visit [TampaElectric.com](https://www.tampaelectric.com)

Ways To Pay Your Bill

- Bank Draft**
Visit TECOaccount.com for free recurring or one time payments via checking or savings account.
- In-Person**
Find list of Payment Agents at TampaElectric.com
- Mail A Check**
Payments:
TECO
P.O. Box 31318
Tampa, FL 33631-3318
Mail your payment in the enclosed envelope.
- Credit or Debit Card**
Pay by credit Card using KUBRA EZ-Pay at TECOaccount.com. Convenience fee will be charged.
- Phone**
Toll Free:
866-689-6469
- All Other Correspondences:**
Tampa Electric
P.O. Box 111
Tampa, FL 33601-0111

Contact Us

- Online:**
TampaElectric.com

Phone:
Commercial Customer Care:
866-832-6249
Residential Customer Care:
813-223-0800 (Hillsborough)
863-299-0800 (Polk County)
888-223-0800 (All Other Counties)
- Hearing Impaired/TTY:**
7-1-1

Power Outage:
877-588-1010

Energy-Saving Programs:
813-275-3909

Please Note: If you choose to pay your bill at a location not listed on our website or provided by Tampa Electric, you are paying someone who is not authorized to act as a payment agent at Tampa Electric. You bear the risk that this unauthorized party will relay the payment to Tampa Electric and do so in a timely fashion. Tampa Electric is not responsible for payments made to unauthorized agents, including their failure to deliver or timely deliver the payment to us. Such failures may result in late payment charges to your account or service disconnection.



BELMOND RESERVE CDD
[REDACTED]
13004 WILLOW GROVE DR
RIVERVIEW, FL 33579-6876

Statement Date: November 16, 2023

Amount Due: \$1,013.36

Due Date: December 07, 2023

Account #: 221008514244

PAYMENT BY CHECK WILL NOT BE ACCEPTED

Your Energy Insight



Your average daily kWh used was **16.4% higher** than the same period last year.



Your average daily kWh used was **8.37% higher** than it was in your previous period.



Scan here to view your account online.



DOWNED IS DANGEROUS!

If you see a downed power line, move a safe distance away and call 911.

For more safety tips, visit
TampaElectric.com/PowerLineSafety

Account Summary

Current Service Period: October 13, 2023 - November 10, 2023

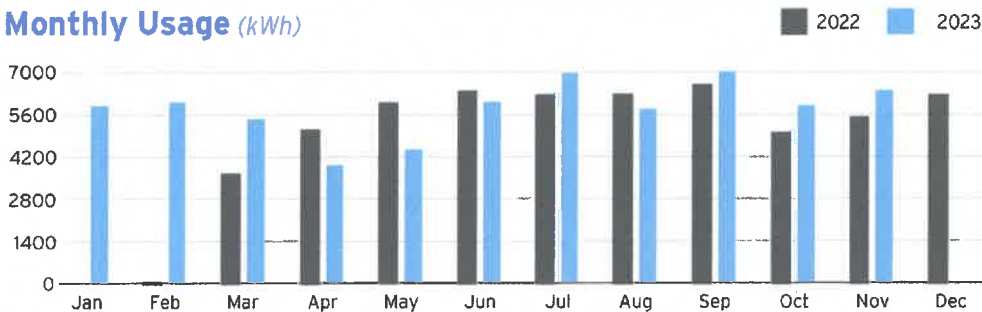
| | |
|--|-------------|
| Previous Amount Due | \$2,211.41 |
| Payment(s) Received Since Last Statement | -\$2,211.41 |

| | |
|--------------------------------|-------------------|
| Current Month's Charges | \$1,013.36 |
|--------------------------------|-------------------|

| | |
|--|-------------------|
| Amount Due by December 07, 2023 | \$1,013.36 |
|--|-------------------|

Amount not paid by due date may be assessed a late payment charge and an additional deposit.

Monthly Usage (kWh)



Learn about your newly redesigned bill and get deeper insights about your usage by visiting TECOaccount.com



Pay your bill online at TampaElectric.com

See reverse side of your paystub for more ways to pay.

Go Paperless, Go Green! Visit TampaElectric.com/Paperless to enroll now.

To ensure prompt credit, please return stub portion of this bill with your payment.

Account #: 221008514244

Due Date: December 07, 2023

Amount Due: \$1,013.36

Payment Amount: \$ _____

637803847913

Payment by check
will not be accepted

BELMOND RESERVE CDD
[REDACTED]
2005 PAN AM CIR, STE 300
TAMPA, FL 33607-6008

Mail payment to:
TECO
P.O. BOX 31318
TAMPA, FL 33631-3318

PAYMENT BY CHECK WILL NOT BE ACCEPTED



Service For:
13004 WILLOW GROVE DR
RIVERVIEW, FL 33579-6876

Account #: 221008514244
Statement Date: November 16, 2023
Charges Due: December 07, 2023

Meter Read

Service Period: Oct 13, 2023 - Nov 10, 2023

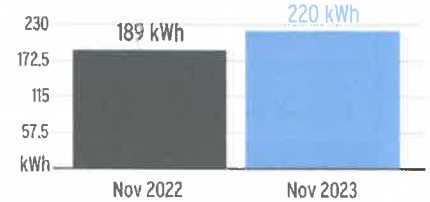
Rate Schedule: General Service - Non Demand

| Meter Number | Read Date | Current Reading | - Previous Reading | = Total Used | Multiplier | Billing Period |
|--------------|------------|-----------------|--------------------|--------------|------------|----------------|
| 1000838830 | 11/10/2023 | 20,435 | 14,043 | 6,392 kWh | 1 | 29 Days |

Charge Details

| | | | |
|--|-----------------------------------|---------------------------|-------------------|
| | Electric Charges | | |
| | Daily Basic Service Charge | 29 days @ \$0.75000 | \$21.75 |
| | Energy Charge | 6,392 kWh @ \$0.07990/kWh | \$510.72 |
| | Fuel Charge | 6,392 kWh @ \$0.05239/kWh | \$334.88 |
| | Storm Protection Charge | 6,392 kWh @ \$0.00400/kWh | \$25.57 |
| | Clean Energy Transition Mechanism | 6,392 kWh @ \$0.00427/kWh | \$27.29 |
| | Storm Surcharge | 6,392 kWh @ \$0.01061/kWh | \$67.82 |
| | Florida Gross Receipt Tax | | \$25.33 |
| | Electric Service Cost | | \$1,013.36 |

Avg kWh Used Per Day



Important Messages

More clean energy to you

Tampa Electric has reduced its use of coal by 94% over the past 20 years and has cut its carbon footprint in half. This is all made possible through investments in technology that help us use more solar and cleaner, domestically produced natural gas to produce electricity. Today, Tampa Electric is the state's top producer of solar energy per customer. In 2022, our solar plants saved customers approximately \$80 million in fuel costs. Our diverse fuel mix for the 12-month period ending Sept. 2023 includes Natural Gas 81%, Purchased Power 8%, Solar 8% and Coal 3%.

Total Current Month's Charges

\$1,013.36

For more information about your bill and understanding your charges, please visit [TampaElectric.com](https://www.tampaelectric.com)

Ways To Pay Your Bill



Bank Draft

Visit TECOaccount.com for free recurring or one time payments via checking or savings account.



In-Person

Find list of Payment Agents at TampaElectric.com



Mail A Check

Payments:
TECO
P.O. Box 31318
Tampa, FL 33631-3318
Mail your payment in the enclosed envelope.



Credit or Debit Card

Pay by credit Card using KUBRA EZ-Pay at TECOaccount.com. Convenience fee will be charged.



Phone

Toll Free:
866-689-6469

All Other Correspondences:
Tampa Electric
P.O. Box 111
Tampa, FL 33601-0111

Contact Us

Online:

TampaElectric.com

Phone:

Commercial Customer Care:

866-832-6249

Residential Customer Care:

813-223-0800 (Hillsborough)

863-299-0800 (Polk County)

888-223-0800 (All Other Counties)

Hearing Impaired/TTY:

7-1-1

Power Outage:

877-588-1010

Energy-Saving Programs:

813-275-3909

Please Note: If you choose to pay your bill at a location not listed on our website or provided by Tampa Electric, you are paying someone who is not authorized to act as a payment agent at Tampa Electric. You bear the risk that this unauthorized party will relay the payment to Tampa Electric and do so in a timely fashion. Tampa Electric is not responsible for payments made to unauthorized agents, including their failure to deliver or timely deliver the payment to us. Such failures may result in late payment charges to your account or service disconnection.

**BELMOND RESERVE CDD**

██████████
RHODINE RD AND HAYS CLAN RD PH2
RIVERVIEW, FL 33579

Statement Date: November 16, 2023**Amount Due:** \$1,246.25**Due Date:** December 07, 2023**Account #:** 221008516975**PAYMENT BY CHECK WILL NOT BE ACCEPTED****Account Summary****Current Service Period:** October 13, 2023 - November 10, 2023

Previous Amount Due \$2,511.19

Payment(s) Received Since Last Statement -\$2,511.19

Current Month's Charges **\$1,246.25****Amount Due by December 07, 2023** **\$1,246.25**

Amount not paid by due date may be assessed a late payment charge and an additional deposit.

Scan here to view
your account online.**DOWNED IS
DANGEROUS!**If you see a downed power line, move
a safe distance away and call 911.For more safety tips, visit
TampaElectric.com/PowerLineSafetyLearn about your newly redesigned bill and get deeper insights about your usage by visiting TECOaccount.com

To ensure prompt credit, please return stub portion of this bill with your payment.

Account #: 221008516975**Due Date:** December 07, 2023**Pay your bill online at TampaElectric.com**

See reverse side of your paystub for more ways to pay.

Go Paperless, Go Green! Visit TampaElectric.com/Paperless to enroll now.**Amount Due:** \$1,246.25**Payment Amount:** \$ _____

637803847914

Payment by check
will not be accepted**BELMOND RESERVE CDD**

██████████
2005 PAN AM CIR, STE 300
TAMPA, FL 33607-6008

Mail payment to:

TECO
P.O. BOX 31318
TAMPA, FL 33631-3318

PAYMENT BY CHECK WILL NOT BE ACCEPTED



Service For:
RHODINE RD AND HAYS CLAN RD PH2
RIVERVIEW, FL 33579

Account #: 221008516975
Statement Date: November 16, 2023
Charges Due: December 07, 2023

Service Period: Oct 13, 2023 - Nov 10, 2023

Rate Schedule: Lighting Service

Charge Details

Important Messages

More clean energy to you

Tampa Electric has reduced its use of coal by 94% over the past 20 years and has cut its carbon footprint in half. This is all made possible through investments in technology that help us use more solar and cleaner, domestically produced natural gas to produce electricity. Today, Tampa Electric is the state's top producer of solar energy per customer. In 2022, our solar plants saved customers approximately \$80 million in fuel costs. Our diverse fuel mix for the 12-month period ending Sept. 2023 includes Natural Gas 81%, Purchased Power 8%, Solar 8% and Coal 3%.



Electric Charges

Lighting Service Items LS-1 (Bright Choices) for 29 days

| | | |
|-----------------------------------|-------------------------|----------|
| Lighting Energy Charge | 513 kWh @ \$0.03511/kWh | \$18.01 |
| Fixture & Maintenance Charge | 27 Fixtures | \$440.64 |
| Lighting Pole / Wire | 27 Poles | \$750.33 |
| Lighting Fuel Charge | 513 kWh @ \$0.05169/kWh | \$26.52 |
| Storm Protection Charge | 513 kWh @ \$0.01466/kWh | \$7.52 |
| Clean Energy Transition Mechanism | 513 kWh @ \$0.00036/kWh | \$0.18 |
| Storm Surcharge | 513 kWh @ \$0.00326/kWh | \$1.67 |
| Florida Gross Receipt Tax | | \$1.38 |

Lighting Charges

\$1,246.25

Total Current Month's Charges

\$1,246.25

00000011-0000260-Page 16 of 30

For more information about your bill and understanding your charges, please visit [TampaElectric.com](https://www.tampaelectric.com)

Ways To Pay Your Bill



Bank Draft

Visit TECOaccount.com for free recurring or one time payments via checking or savings account.



In-Person

Find list of Payment Agents at TampaElectric.com



Mail A Check

Payments:
TECO
P.O. Box 31318
Tampa, FL 33631-3318
Mail your payment in the enclosed envelope.



Credit or Debit Card

Pay by credit Card using KUBRA EZ-Pay at TECOaccount.com. Convenience fee will be charged.



Phone

Toll Free:
866-689-6469

All Other Correspondences:
Tampa Electric
P.O. Box 111
Tampa, FL 33601-0111

Contact Us

Online:
TampaElectric.com

Phone:
Commercial Customer Care:
866-832-6249
Residential Customer Care:
813-223-0800 (Hillsborough)
863-299-0800 (Polk County)
888-223-0800 (All Other Counties)

Hearing Impaired/TTY:
7-1-1
Power Outage:
877-588-1010
Energy-Saving Programs:
813-275-3909

Please Note: If you choose to pay your bill at a location not listed on our website or provided by Tampa Electric, you are paying someone who is not authorized to act as a payment agent at Tampa Electric. You bear the risk that this unauthorized party will relay the payment to Tampa Electric and do so in a timely fashion. Tampa Electric is not responsible for payments made to unauthorized agents, including their failure to deliver or timely deliver the payment to us. Such failures may result in late payment charges to your account or service disconnection.



BELMOND RESERVE CDD
[REDACTED]
12998 WILLOW GROVE DR
RIVERVIEW, FL 33579-6874

Statement Date: November 16, 2023

Amount Due: \$244.65

Due Date: December 07, 2023

Account #: 221008528939

PAYMENT BY CHECK WILL NOT BE ACCEPTED

Your Energy Insight



Your average daily kWh used was **8.89% higher** than the same period last year.



Your average daily kWh used was **3.92% lower** than it was in your previous period.



Scan here to view your account online.



DOWNED IS DANGEROUS!

If you see a downed power line, move a safe distance away and call 911.

For more safety tips, visit

TampaElectric.com/PowerLineSafety

Account Summary

Current Service Period: October 13, 2023 - November 10, 2023

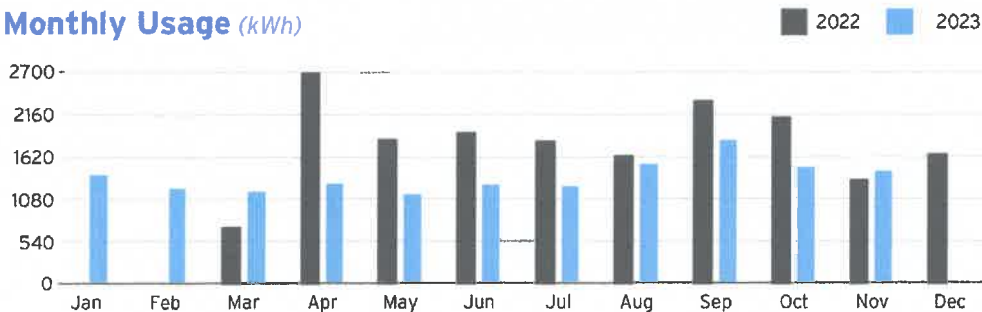
| | |
|--|-----------|
| Previous Amount Due | \$566.68 |
| Payment(s) Received Since Last Statement | -\$566.68 |

| | |
|--------------------------------|-----------------|
| Current Month's Charges | \$244.65 |
|--------------------------------|-----------------|

| | |
|--|-----------------|
| Amount Due by December 07, 2023 | \$244.65 |
|--|-----------------|

Amount not paid by due date may be assessed a late payment charge and an additional deposit.

Monthly Usage (kWh)



Learn about your newly redesigned bill and get deeper insights about your usage by visiting TECOaccount.com



To ensure prompt credit, please return stub portion of this bill with your payment.

Account #: 221008528939

Due Date: December 07, 2023



Pay your bill online at TampaElectric.com

See reverse side of your paystub for more ways to pay.

Go Paperless, Go Green! Visit TampaElectric.com/Paperless to enroll now.

Amount Due: \$244.65

Payment Amount: \$ _____

608174280188

Payment by check
will not be accepted

BELMOND RESERVE CDD
[REDACTED]
2005 PAN AM CIR, STE 300
TAMPA, FL 33607-6008

Mail payment to:
TECO
P.O. BOX 31318
TAMPA, FL 33631-3318

PAYMENT BY CHECK WILL NOT BE ACCEPTED



Service For:
12998 WILLOW GROVE DR
RIVERVIEW, FL 33579-6874

Account #: 221008528939
Statement Date: November 16, 2023
Charges Due: December 07, 2023

Meter Read

Meter Location: WELL

Service Period: Oct 13, 2023 - Nov 10, 2023

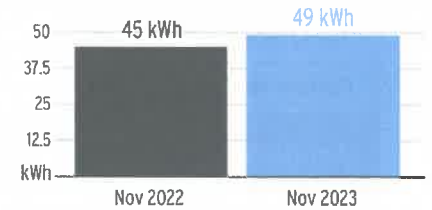
Rate Schedule: General Service - Non Demand

| Meter Number | Read Date | Current Reading | Previous Reading | Total Used | Multiplier | Billing Period |
|--------------|------------|-----------------|------------------|------------|------------|----------------|
| 1000551211 | 11/10/2023 | 32,890 | 31,456 | 1,434 kWh | 1 | 29 Days |

Charge Details

| | | | |
|--|-----------------------------------|---------------------------|-----------------|
| | Electric Charges | | |
| | Daily Basic Service Charge | 29 days @ \$0.75000 | \$21.75 |
| | Energy Charge | 1,434 kWh @ \$0.07990/kWh | \$114.58 |
| | Fuel Charge | 1,434 kWh @ \$0.05239/kWh | \$75.13 |
| | Storm Protection Charge | 1,434 kWh @ \$0.00400/kWh | \$5.74 |
| | Clean Energy Transition Mechanism | 1,434 kWh @ \$0.00427/kWh | \$6.12 |
| | Storm Surcharge | 1,434 kWh @ \$0.01061/kWh | \$15.21 |
| | Florida Gross Receipt Tax | | \$6.12 |
| | Electric Service Cost | | \$244.65 |

Avg kWh Used Per Day



Important Messages

More clean energy to you

Tampa Electric has reduced its use of coal by 94% over the past 20 years and has cut its carbon footprint in half. This is all made possible through investments in technology that help us use more solar and cleaner, domestically produced natural gas to produce electricity. Today, Tampa Electric is the state's top producer of solar energy per customer. In 2022, our solar plants saved customers approximately \$80 million in fuel costs. Our diverse fuel mix for the 12-month period ending Sept. 2023 includes Natural Gas 81%, Purchased Power 8%, Solar 8% and Coal 3%.

Total Current Month's Charges

\$244.65

For more information about your bill and understanding your charges, please visit [TampaElectric.com](https://www.tampaelectric.com)

Ways To Pay Your Bill

Bank Draft
Visit TECOaccount.com for free recurring or one time payments via checking or savings account.

In-Person
Find list of Payment Agents at TampaElectric.com

Mail A Check
Payments:
TECO
P.O. Box 31318
Tampa, FL 33631-3318
Mail your payment in the enclosed envelope.

Credit or Debit Card
Pay by credit Card using KUBRA EZ-Pay at TECOaccount.com. Convenience fee will be charged.

Phone
Toll Free:
866-689-6469

All Other Correspondences:
Tampa Electric
P.O. Box 111
Tampa, FL 33601-0111

Contact Us

Online:
TampaElectric.com

Phone:
Commercial Customer Care:
866-832-6249
Residential Customer Care:
813-223-0800 (Hillsborough)
863-299-0800 (Polk County)
888-223-0800 (All Other Counties)

Hearing Impaired/TTY:
7-1-1
Power Outage:
877-588-1010
Energy-Saving Programs:
813-275-3909

Please Note: If you choose to pay your bill at a location not listed on our website or provided by Tampa Electric, you are paying someone who is not authorized to act as a payment agent at Tampa Electric. You bear the risk that this unauthorized party will relay the payment to Tampa Electric and do so in a timely fashion. Tampa Electric is not responsible for payments made to unauthorized agents, including their failure to deliver or timely deliver the payment to us. Such failures may result in late payment charges to your account or service disconnection.



BELMOND RESERVE CDD

13207 RHODINE RD
RIVERVIEW, FL 33579

Statement Date: November 16, 2023

Amount Due: \$31.92

Due Date: December 07, 2023

Account #: 221008539324

PAYMENT BY CHECK WILL NOT BE ACCEPTED

Your Energy Insight



Your average daily kWh used was **100% higher** than the same period last year.



Your average daily kWh used was **0% higher** than it was in your previous period.



Scan here to view your account online.



DOWNED IS DANGEROUS!

If you see a downed power line, move a safe distance away and call 911.
For more safety tips, visit
TampaElectric.com/PowerLineSafety

Account Summary

Current Service Period: October 13, 2023 - November 10, 2023

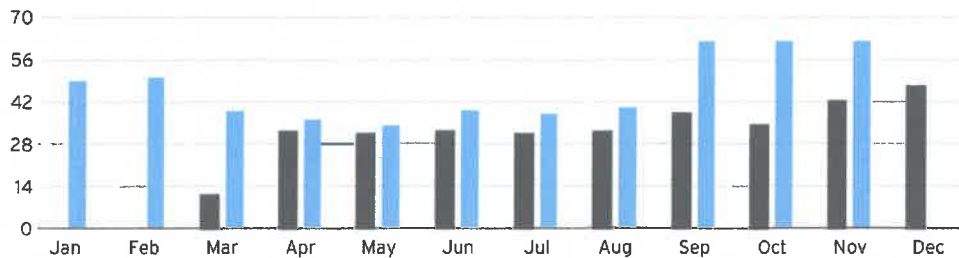
| | |
|--|----------|
| Previous Amount Due | \$71.91 |
| Payment(s) Received Since Last Statement | -\$71.91 |

| | |
|-------------------------|---------|
| Current Month's Charges | \$31.92 |
|-------------------------|---------|

| | |
|---------------------------------|---------|
| Amount Due by December 07, 2023 | \$31.92 |
|---------------------------------|---------|

Amount not paid by due date may be assessed a late payment charge and an additional deposit.

Monthly Usage (kWh)

Learn about your newly redesigned bill and get deeper insights about your usage by visiting TECOaccount.com

To ensure prompt credit, please return stub portion of this bill with your payment.

Account #: 221008539324

Due Date: December 07, 2023

Pay your bill online at TampaElectric.com

See reverse side of your paystub for more ways to pay.

Go Paperless, Go Green! Visit TampaElectric.com/Paperless to enroll now.

Amount Due: \$31.92

Payment Amount: \$ _____

608174280189

Payment by check
will not be accepted

BELMOND RESERVE CDD

2005 PAN AM CIR, STE 300
TAMPA, FL 33607-6008

Mail payment to:

TECO
P.O. BOX 31318
TAMPA, FL 33631-3318

PAYMENT BY CHECK WILL NOT BE ACCEPTED



Service For:
13207 RHODINE RD
RIVERVIEW, FL 33579

Account #: 221008539324
Statement Date: November 16, 2023
Charges Due: December 07, 2023

Meter Read

Meter Location: ENTRY

Service Period: Oct 13, 2023 - Nov 10, 2023

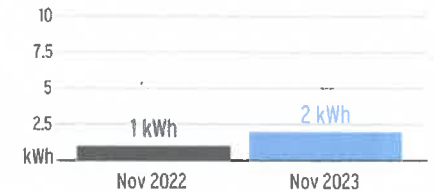
Rate Schedule: General Service - Non Demand

| Meter Number | Read Date | Current Reading | - Previous Reading | = Total Used | Multiplier | Billing Period |
|--------------|------------|-----------------|--------------------|--------------|------------|----------------|
| 1000337420 | 11/10/2023 | 841 | 779 | 62 kWh | 1 | 29 Days |

Charge Details

| | | | |
|--|-----------------------------------|------------------------|----------------|
| | Electric Charges | | |
| | Daily Basic Service Charge | 29 days @ \$0.75000 | \$21.75 |
| | Energy Charge | 62 kWh @ \$0.07990/kWh | \$4.95 |
| | Fuel Charge | 62 kWh @ \$0.05239/kWh | \$3.25 |
| | Storm Protection Charge | 62 kWh @ \$0.00400/kWh | \$0.25 |
| | Clean Energy Transition Mechanism | 62 kWh @ \$0.00427/kWh | \$0.26 |
| | Storm Surcharge | 62 kWh @ \$0.01061/kWh | \$0.66 |
| | Florida Gross Receipt Tax | | \$0.80 |
| | Electric Service Cost | | \$31.92 |

Avg kWh Used Per Day



Important Messages

More clean energy to you

Tampa Electric has reduced its use of coal by 94% over the past 20 years and has cut its carbon footprint in half. This is all made possible through investments in technology that help us use more solar and cleaner, domestically produced natural gas to produce electricity. Today, Tampa Electric is the state's top producer of solar energy per customer. In 2022, our solar plants saved customers approximately \$80 million in fuel costs. Our diverse fuel mix for the 12-month period ending Sept. 2023 includes Natural Gas 81%, Purchased Power 8%, Solar 8% and Coal 3%.

Total Current Month's Charges

\$31.92

For more information about your bill and understanding your charges, please visit [TampaElectric.com](https://www.tampaelectric.com)

Ways To Pay Your Bill



Bank Draft

Visit TECOaccount.com for free recurring or one time payments via checking or savings account.



In-Person

Find list of Payment Agents at TampaElectric.com



Mail A Check

Payments:
TECO
P.O. Box 31318
Tampa, FL 33631-3318
Mail your payment in the enclosed envelope.



Credit or Debit Card

Pay by credit Card using KUBRA EZ-Pay at TECOaccount.com. Convenience fee will be charged.



Phone

Toll Free:
866-689-6469

All Other Correspondences:
Tampa Electric
P.O. Box 111
Tampa, FL 33601-0111

Contact Us

Online:

TampaElectric.com

Phone:

Commercial Customer Care:

866-832-6249

Residential Customer Care:

813-223-0800 (Hillsborough)

863-299-0800 (Polk County)

888-223-0800 (All Other Counties)

Hearing Impaired/TTY:

7-1-1

Power Outage:

877-588-1010

Energy-Saving Programs:

813-275-3909

Please Note: If you choose to pay your bill at a location not listed on our website or provided by Tampa Electric, you are paying someone who is not authorized to act as a payment agent at Tampa Electric. You bear the risk that this unauthorized party will relay the payment to Tampa Electric and do so in a timely fashion. Tampa Electric is not responsible for payments made to unauthorized agents, including their failure to deliver or timely deliver the payment to us. Such failures may result in late payment charges to your account or service disconnection.

HomeTeam Pest Defense, Inc.
2720 South Falkenburg Road
Riverview, FL 33578
813-437-6591

Service Slip / Invoice

| | |
|-----------------|----------|
| INVOICE: | 96251717 |
| DATE: | 10/26/23 |
| ORDER: | 96251717 |

Bill-To: [3900904]
Inframark Infrastructure
Belmont Reserve CDD
2005 Pan Am Cir Ste 300
Tampa, FL 33607-6008

Work Location: [3900904] 000-000-0000
At Cedarbrook
Belmont CDD Clubhouse
13004 Shining Willow St
Riverview, FL 33579

| Work Date | Time | Target Pest | Technician | Lot/Block | Time In |
|----------------|------------------|--------------|------------|-----------|----------|
| 10/26/23 | 12:58 PM | | BTMILLAR | | |
| Purchase Order | Terms | Last Service | Map Code | Sub/Dev | Time Out |
| | DUE UPON RECEIPT | 10/26/23 | N/A | N/A | |

| Service | Description | Amount |
|---------|----------------------|----------|
| PS | Pest Control Service | \$160.00 |

Hi, CedarbrookToday's 6-Point Advantage Service:1. Inspected the exterior of your home to identify potential pest problems 2. Removed and treated cobwebs and wasps nests within reach3. Injected the built-in pest control system4. Treated pest entry points around doors and windows5. Applied pest control materials around the outside perimeter of your home.6. Provided this detailed service report. Today's Service Comments: Rafael helped me with the service.During todays service I observed and treated the home for ants, spiders, roaches, and other various pests. I sprayed the exterior and entry points for pest activity. I also removed spiderwebs from the exterior of the home. I also laid a granular pesticide around the perimeter. I also laid a granular bait for ants in the playground area. You may see dead or dying bugs around your home due to todays service. Please allow 6-7 days to see the products best results. Thank you!!Curbside Call was completed: NoThank you for choosing HomeTeam Pest Defense as your service provider. Your next scheduled service month will be in January.....

| | |
|------------------|----------|
| SUBTOTAL | \$160.00 |
| TAX | \$0.00 |
| TOTAL | \$160.00 |
| AMT. PAID | \$0.00 |
| BALANCE | \$160.00 |



TECHNICIAN SIGNATURE

* Balances outstanding over 30 days from the date of service may be subject to a late fee of the lesser of 1.5% per month (18% per year) or the maximum allowed by law. Customer agrees to pay accrued expenses in the event of collection.

I hereby acknowledge the satisfactory completion of all services rendered, and agree to pay the cost of services as specified above.

PLEASE PAY FROM THIS INVOICE

Customer Unavailable to Sign
CUSTOMER SIGNATURE

JNJ Amenity Services LLC
7804 davie ray dr
Zephyrhills, FL 33540

services@jnjcleanservices.com
+1 (813) 781-8999



Belmond Reserve CDD c/o Inframark

Bill to
Belmond Reserve CDD c/o Inframark
2005 Pan Am Circle
Suite 300
Tampa, Florida 33607
United States

Invoice details
Invoice no.: 0296
Invoice date: 11/27/2023
Due date: 12/15/2023

| # | Date | Product or service | SKU | Qty | Rate | Amount |
|----|------|---|-----|-----|----------|----------|
| 1. | | Trash Remove and replace 4 large trash bags. Clean and sanitize trash bins as needed. Remove and replace 1 dog trash liners. Place dog waste bags as needed. All bags for regular trash bins and dog stations are provided by JNJ. | | 1 | \$160.00 | \$160.00 |
| 2. | | Trash pickup Pick up trash around entry and pool deck only. *As needed* | | | \$50.00 | \$50.00 |
| 3. | | Restrooms Clean and sanitize 6 toilets, 2 urinals, and 6 sinks. Sweep/mop as needed. Supply all toilet paper, paper towels, hand soap and trash bags. | | 2 | \$120.00 | \$240.00 |
| 4. | | Activity room Clean all windows inside only as needed. Sweep/mop as needed. Clean any tables and/or furniture as needed. | | | \$20.00 | \$20.00 |
| 5. | | Pool Deck Rearrange pool chairs and/or tables. Wipe tables as needed. Close umbrellas when not in use. | | | \$50.00 | \$50.00 |

Total

\$520.00

Ways to pay



Note to customer
Amenity cleaning services for Belmond Reserve CDD - Nov 2023.


hillstax.org


2023 HILLSBOROUGH COUNTY NOTICE OF AD VALOREM TAXES AND NON-AD VALOREM ASSESSMENTS

Account No.: A0774260504

Account Name BELMOND RESERVE COMMUNITY DEVELOPMENT DISTRICT
Address: 2005 PAN AM CIR STE 300
 TAMPA FL 33607-6008

Property Location:

 13047 WILLOW GROVE DR
 RIVERVIEW 33579

Legal Description: BELMOND RESERVE PHASE 1 TRACTS 101 THRU 106...201 THRU 2 04 AND AC AND LESS THAT PORTION OF TRACT 1 01 NOT INCLUDED...

Ad Valorem Taxes

| Taxing Authority | Telephone | Assessed Value | Exempt Value | Taxable Value | Millage | Tax Amount |
|-----------------------------|--------------|----------------|--------------|---------------|---------|------------|
| COUNTY OPERATING | 813-272-5890 | 698,254 | 0 | 698,254 | 5.7309 | 4,001.62 |
| ENVIRONMENTAL LAND | 813-272-5890 | 698,254 | 0 | 698,254 | 0.0604 | 42.17 |
| COUNTY M.S.T.U. | 813-272-5890 | 698,254 | 0 | 698,254 | 4.3745 | 3,054.51 |
| LIBRARY-SERVICE | 813-273-3660 | 698,254 | 0 | 698,254 | 0.5583 | 389.84 |
| PARK BONDS - UNINCORPORATED | 813-272-5890 | 698,254 | 0 | 698,254 | 0.0259 | 18.08 |
| SCHOOL - LOCAL | 813-272-4064 | 698,254 | 0 | 698,254 | 2.2480 | 1,569.67 |
| SCHOOL - STATE | 813-272-4064 | 698,254 | 0 | 698,254 | 3.1520 | 2,200.90 |
| PORT AUTHORITY | 813-905-5132 | 698,254 | 0 | 698,254 | 0.0770 | 53.77 |
| HILLS CO TRANSIT AUTHORITY | 813-384-6583 | 698,254 | 0 | 698,254 | 0.5000 | 349.13 |
| CHILDRENS BOARD | 813-229-2884 | 698,254 | 0 | 698,254 | 0.4589 | 320.43 |
| WATER MANAGEMENT | 352-796-7211 | 698,254 | 0 | 698,254 | 0.2043 | 142.65 |

Total Millage: 17.3902
Total Ad Valorem Taxes: \$12,142.77

Non-Ad Valorem Taxes

| Taxing Authority | Telephone | Tax Amount |
|-----------------------|--------------|------------|
| BELMOND RESERVE CDD | 954-603-0034 | 0.00 |
| STORMWATER MANAGEMENT | 813-635-5400 | 0.00 |

Total Non-Ad Valorem Assessments: \$0.00
Combined Taxes & Assessments: \$12,142.77

↳ Detach below portion and return it with your payment. ↳

Nancy C. Millan, Hillsborough County Tax Collector
2023 Notice of Ad Valorem Taxes and Non-Ad Valorem Assessments

| | | | | |
|--------------------------|-----------------|---------|-------------------------|-------------|
| Account No.: A0774260504 | Tax District: U | Escrow: | Assessed Value: 698,254 | Exemptions: |
|--------------------------|-----------------|---------|-------------------------|-------------|

ONLY PAY ONE AMOUNT

Postmarks not accepted after March 31st.

| If postmarked by | Amount Due |
|------------------|-------------|
| Nov. 30, 2023 | \$11,657.06 |
| Dec. 31, 2023 | \$11,778.49 |
| Jan. 31, 2024 | \$11,899.91 |
| Feb. 29, 2024 | \$12,021.34 |
| Mar. 31, 2024 | \$12,142.77 |


**SAVE A STAMP
& PAY ONLINE!**

 SCAN QR CODE
WITH SMARTPHONE

Received

NOV 02 2023

BELMOND RESERVE COMMUNITY DEVELOPMENT DISTRICT

 2005 PAN AM CIR STE 300
 TAMPA FL 33607-6008


Remember to write your account number on your check.

Make checks payable in US funds to:

 Nancy C. Millan, Tax Collector
 PO Box 30012
 Tampa FL 33630-3012

Spearem Enterprises, LLC

7842 Land O' Lakes Blvd. #335
Land O' Lakes, FL 34638
+1 8139978101
spearem.jmb@gmail.com



INVOICE

BILL TO
Belmond Reserve CDD
C/O Inframark 2005 Pan Am Circle # 300 Tampa , FL 33607

INVOICE 5904
DATE 11/17/2023
TERMS Net 15
DUE DATE 12/02/2023

| ACTIVITY | QTY | RATE | AMOUNT |
|--|-----|-------|--------|
| Labor 10/16 to 11/16 service dog waist station and supply bags and mut mits 2 times per week for 4 weeks | 4 | 65.00 | 260.00 |

Thank You! We Appreciate Your Business.

BALANCE DUE **\$260.00**



INVOICE

| INVOICE # | INVOICE DATE |
|------------|--------------|
| TMC 619007 | 10/31/2023 |
| TERMS | PO NUMBER |
| Net 30 | |

Bill To:

Belmond Reserve CDD
c/o Inframark
2005 Pan Am Circle, Suite 300
Tampa, FL 33607

Property Name: Belmond Reserve CDD

Opp # 355592

Entry Way Sod

Remit To:

Yellowstone Landscape
PO Box 101017
Atlanta, GA 30392-1017

Invoice Due Date: November 30, 2023

Invoice Amount: \$5,856.32

| Description | Current Amount |
|------------------|----------------|
| Sod Installation | \$5,856.32 |

Invoice Total **\$5,856.32**

Excellence

IN COMMERCIAL LANDSCAPING

Valued Customer:

It has been brought to our attention of a recent criminal check fraud scheme that took place targeting US mail in the Atlanta region. Checks bound for financial institutions were intercepted and fraudulently processed. If you are currently paying by check, to enhance your transaction security, we recommend you consider the option for electronic payments. Instructions for electronic payments can be provided upon request.

Please reach out to jpowell@yellowstonelandscape.com if you would like to confirm prior payment status or if you have any additional questions.

Yellowstone Landscape

Should you have any questions or inquiries please call (386) 437-6211.



Proposal #355592

Date: 09/28/2023

From: Greg Schweitzer

Proposal For

Belmond Reserve CDD
c/o Inframark
2005 Pan Am Circle, Suite 300
Tampa, FL 33607

main: 813-873-7300
mobile:
eric.davidson@merituscorp.com

Location

12330 Rising Oaks Trail
Riverview, FL 33579

Property Name: Belmond Reserve CDD

Entry Way Sod

Terms: Net 30

| DESCRIPTION | QUANTITY | AMOUNT |
|--------------------------------|----------|------------|
| Front Entrance Sod Replacement | 1.00 | \$5,856.32 |

Client Notes

This proposal is to install 4,500 sqft of sod at the front entrance on both sides of the entrance that got dry from the drought and the irrigation getting turned off at the braker box.

SUBTOTAL \$5,856.32

Signature

SALES TAX \$0.00

x *Bryan Radcliff*

TOTAL \$5,856.32

Signature above authorizes Yellowstone Landscape to perform work as described above and verifies that the prices and specifications are hereby accepted. All overdue balances will be charge a 1.5% a month, 18% annual percentage rate.

Limited Warranty: All plant material is under a limited warranty for one year. Transplanted plant material and/or plant material that dies due to conditions out of Yellowstone Landscape's control (i.e. Acts of God, vandalism, inadequate irrigation due to water restrictions, etc.) shall not be included in the warranty.

Contact

Print Name: Bryan RadcliffTitle: District ManagerDate: 09/28/2023

Assigned To

Greg Schweitzer

Office:

gschweitzer@yellowstonelandscape.com



INVOICE

| INVOICE # | INVOICE DATE |
|------------|--------------|
| TMC 619008 | 10/31/2023 |
| TERMS | PO NUMBER |
| Net 30 | |

Bill To:

Belmond Reserve CDD
c/o Inframark
2005 Pan Am Circle, Suite 300
Tampa, FL 33607

Property Name: Belmond Reserve CDD

Opp # 355603

Shining Willow Sod Replacement

Remit To:

Yellowstone Landscape
PO Box 101017
Atlanta, GA 30392-1017

Invoice Due Date: November 30, 2023

Invoice Amount: \$5,260.42

| Description | Current Amount |
|------------------|----------------|
| Sod Installation | \$5,260.42 |

Invoice Total **\$5,260.42**

Excellence

IN COMMERCIAL LANDSCAPING

Valued Customer:

It has been brought to our attention of a recent criminal check fraud scheme that took place targeting US mail in the Atlanta region. Checks bound for financial institutions were intercepted and fraudulently processed. If you are currently paying by check, to enhance your transaction security, we recommend you consider the option for electronic payments. Instructions for electronic payments can be provided upon request.

Please reach out to jpowell@yellowstonelandscape.com if you would like to confirm prior payment status or if you have any additional questions.

Yellowstone Landscape

Should you have any questions or inquiries please call (386) 437-6211.



Proposal #355603

Date: 09/28/2023

From: Greg Schweitzer

Proposal For

Belmond Reserve CDD
c/o Inframark
2005 Pan Am Circle, Suite 300
Tampa, FL 33607

main: 813-873-7300
mobile:
eric.davidson@merituscorp.com

Location

12330 Rising Oaks Trail
Riverview, FL 33579

Property Name: Belmond Reserve CDD

Shining Willow Sod Replacement

Terms: Net 30

| DESCRIPTION | QUANTITY | AMOUNT |
|------------------|----------|------------|
| Sod Installation | 1.00 | \$5,260.42 |

Client Notes

This proposal is to resod the brown areas that got dry from the drought and the irrigation getting turned off at the brakre box.

Signature

x *Bryan Radcliff*

SUBTOTAL \$5,260.42

SALES TAX \$0.00

TOTAL \$5,260.42

Signature above authorizes Yellowstone Landscape to perform work as described above and verifies that the prices and specifications are hereby accepted. All overdue balances will be charge a 1.5% a month, 18% annual percentage rate.

Limited Warranty: All plant material is under a limited warranty for one year. Transplanted plant material and/or plant material that dies due to conditions out of Yellowstone Landscape's control (i.e. Acts of God, vandalism, inadequate irrigation due to water restrictions, etc.) shall not be included in the warranty.

Contact

Print Name: Bryan RadcliffTitle: District ManagerDate: 09/28/2023

Assigned To

Greg Schweitzer

Office:

gschweitzer@yellowstonelandscape.com

**INVOICE**

DATE

7/28/2023

INVOICE #

0000243703

CUSTOMER #

0059541

Licenses EG13000564 HCLOC14001

sales@affordablelock.com

BILL TO:

Inframark
C/O Belmond Reserve CDD
2005 Pan Am Circle Suite 300
Tampa FL 33607

SERVICE ADDRESS:

Inframark
C/O Belmond Reserve CDD
13004 Willow Grove Dr
Riverview FL 33579

| P.O. NUMBER | | TERMS | TECHNICIAN | SALES PERSON | |
|---|--|--------|-----------------|--------------|----------|
| 13004 Willow Grove | | NET 10 | Brandon Dumaine | | |
| QUAN | DESCRIPTION | | | PRICE EACH | AMOUNT |
| | Reported Issue - Customer needs a tech onsite between 1-2 to unlock air handler room in the clubhouse and make a key for it. | | | | |
| 1.00 | Mechanical lock service. Includes first half hour labor. Removed lock and made key. | | | 146.50 | 146.50 |
| 2.00 | Single sided duplicate keys made on-site | | | 4.49 | 8.98 |
| Thank you for your business | | | | | |
| Please ask about other services we offer: | | | | | |
| *Locksmith Services* | | | | | |
| *High Security Locks* | | | | | |
| *Key Card Access Control Systems* | | | | | |
| *Security Cameras* | | | | | |
| *Automatic Door Operators* | | | | | |
| Safes, Alarms, Doors, and More... | | | | | |
| SUBTOTAL | | | | | \$155.48 |
| TAX | | | | | \$0.67 |
| TOTAL | | | | | \$156.15 |

REMIT TO ADDRESS: P.O. Box 31261 Tampa Florida 33631-3261 (Payments Only Please!)

NOTE: A late charge of 1.5% per month will be charged if not paid within the terms stated above.

NOTE: Amounts over \$2,500 paid by credit card may be subject to a 4% fee.

CHECK REQUEST FORM
Belmond Reserve

| | |
|----------------------|--|
| Date: | 11/6/2023 |
| Invoice#: | 10312023-1 |
| Vendor#: | V00023 |
| Vendor Name: | Belmond Reserve |
| Pay From: | Truist Acct# 6346 |
| Description: | Series 2020 - FY 23 Tax Dist. ID 642 excess fees |
| Code to: | 200.103200.1000 |
| Amount: | \$4,577.44 |
| Requested By: | <div>11/6/2023</div> <div>Teresa Farlow</div> |

BELMOND RESERVE CDD

DISTRICT CHECK REQUEST

Today's Date 10/31/2023
Check Amount \$4,577.44
Payable To Belmond Reserve CDD
Check Description Series 2020 - FY 23 Tax Dist. ID 642/excess fees
Special Instructions Do not mail. Please give to Eric

(Please attach all supporting documentation: invoices, receipts, etc.)

Eric

Authorization

| | | | |
|-------------|--------------|------|--|
| DM | | | |
| Fund | <u>001</u> | | |
| G/L | <u>20702</u> | | |
| Object Code | | | |
| Chk | # | Date | |



ANNUAL REPORT OF EXCESS FEES
Year Ended September 30, 2023
Hillsborough County Tax Collector

| Distribution ID | Period Start Date | Period End Date | Agency Code | Funding Agency | Excess Fees |
|-----------------|-------------------|-----------------|-------------|------------------------------------|-----------------|
| 642 | 10/1/2022 | 9/30/2023 | FNSD 00053 | ARBOR GREENE CDD | 19,037.85 |
| 642 | 10/1/2022 | 9/30/2023 | FNSD 00038 | ARLINGTON SDD | 52.08 |
| 642 | 10/1/2022 | 9/30/2023 | FNSD 00094 | AVELAR CREEK CDD | 5,595.05 |
| 642 | 10/1/2022 | 9/30/2023 | FNSD 00101 | BAHIA LAKES CDD | 3,869.99 |
| 642 | 10/1/2022 | 9/30/2023 | FNSD 00132 | BALLENTRAE HILLSBOROUGH CDD | 6,456.08 |
| 642 | 10/1/2022 | 9/30/2023 | FNSD 00008 | BAY CREST PARK SDD | 716.04 |
| 642 | 10/1/2022 | 9/30/2023 | FNSD 00013 | BEACON MEADOWS SDD | 244.37 |
| 642 | 10/1/2022 | 9/30/2023 | FNSD 00158 | BELMOND RESERVE CDD | 7,212.37 |
| 642 | 10/1/2022 | 9/30/2023 | FNSD 00099 | BELMONT CDD | 17,021.33 |
| 642 | 10/1/2022 | 9/30/2023 | FNSD 00153 | BELMONT II CDD | 12,230.40 |
| 642 | 10/1/2022 | 9/30/2023 | FNSD 00160 | BERRY BAY CDD | 12,693.40 |
| 642 | 10/1/2022 | 9/30/2023 | FNSD 00031 | BLOOMINGDALE OAKS SDD | 127.03 |
| 642 | 10/1/2022 | 9/30/2023 | FNSD 00006 | BLOOMINGDALE SDD | 6,677.83 |
| 642 | 10/1/2022 | 9/30/2023 | FNSD 00147 | BOYETTE PARK CDD | 3,916.41 |
| 642 | 10/1/2022 | 9/30/2023 | FNSD 00044 | BOYETTE SPRINGS SDD | 579.46 |
| 642 | 10/1/2022 | 9/30/2023 | FNSD 00071 | BRANDON HILLS SDD | 348.44 |
| 642 | 10/1/2022 | 9/30/2023 | FNSD 00049 | BUCKHORN ESTATES SDD | 323.24 |
| 642 | 10/1/2022 | 9/30/2023 | FNSD 00056 | BUCKHORN OAKS SDD | 199.16 |
| 642 | 10/1/2022 | 9/30/2023 | FNSD 00128 | BULLFROG CREEK CDD | 5,441.33 |
| 642 | 10/1/2022 | 9/30/2023 | FNCAU00001 | CAPACITY ASSESSMENT | 156,644.31 |
| 642 | 10/1/2022 | 9/30/2023 | FNCAU00003 | CAPACITY ASSESSMENT 02006 (BONDED) | 47,242.06 |
| 642 | 10/1/2022 | 9/30/2023 | FNSD 00135 | CARLTON LAKES CDD | 16,020.90 |
| 642 | 10/1/2022 | 9/30/2023 | FNSD 00003 | CARROLLWOOD MEADOWS SDD | 470.60 |
| 642 | 10/1/2022 | 9/30/2023 | FNSD 00015 | CARROLLWOOD NORTH SDD | 91.73 |
| 642 | 10/1/2022 | 9/30/2023 | FNSD 00001 | CARROLLWOOD RECREATION ISD | 5,664.47 |
| 642 | 10/1/2022 | 9/30/2023 | FNSD 00014 | CARROLLWOOD SOUTH SDD | 94.73 |
| 642 | 10/1/2022 | 9/30/2023 | FNSD 00112 | CHANNING PARK CDD | 1,685.74 |
| 642 | 10/1/2022 | 9/30/2023 | FNSD 00036 | CHEVAL WEST CDD | 11,541.02 |
| 642 | 10/1/2022 | 9/30/2023 | FA430 | CHILDRENS BOARD | 492,673.15 |
| 642 | 10/1/2022 | 9/30/2023 | FNSD 00096 | CORDOBA RANCH CDD | 8,054.02 |
| 642 | 10/1/2022 | 9/30/2023 | FNSD 00040 | CORY LAKES CDD | 20,527.54 |
| 642 | 10/1/2022 | 9/30/2023 | FNSD 00016 | COUNTRY LAKES SDD | 68.71 |
| 642 | 10/1/2022 | 9/30/2023 | FNSD 00011 | COUNTRY PLACE SDD | 617.55 |
| 642 | 10/1/2022 | 9/30/2023 | FNSD 00017 | COUNTRY RUN SDD | 138.84 |
| 642 | 10/1/2022 | 9/30/2023 | FNSD 00064 | COUNTRY VILLAGE SDD | 64.75 |
| 642 | 10/1/2022 | 9/30/2023 | FNLD 00000 | COUNTY LIGHTING DISTRICT | 93,978.02 |
| 642 | 10/1/2022 | 9/30/2023 | FA200 | COUNTY M.S.T.U. | 2,800,656.94 |
| 642 | 10/1/2022 | 9/30/2023 | FA100 | COUNTY OPERATING | 18,705,692.38 |
| 642 | 10/1/2022 | 9/30/2023 | FNSWC00002 | COUNTY SOLID WASTE COLLECTION | 567,958.58 |
| 642 | 10/1/2022 | 9/30/2023 | FNSW 00001 | COUNTY SOLID WASTE DISPOSAL | 277,102.16 |
| 642 | 10/1/2022 | 9/30/2023 | FNST 00001 | COUNTY STORMWATER MANAGEMENT | 262,035.36 |
| 642 | 10/1/2022 | 9/30/2023 | FNSD 00024 | COVE AT BAY PORT COLONY SDD | 410.71 |
| 642 | 10/1/2022 | 9/30/2023 | FNSD 00061 | COVINGTON PARK CDD | 12,674.06 |
| 642 | 10/1/2022 | 9/30/2023 | FNSD 00152 | CREEK PRESERVE CDD | 12,168.14 |
| 642 | 10/1/2022 | 9/30/2023 | FNSD 00097 | CYPRESS CREEK CDD | 24,159.25 |
| 642 | 10/1/2022 | 9/30/2023 | FNSD 00149 | CYPRESS MILL CDD | 13,868.13 |
| 642 | 10/1/2022 | 9/30/2023 | FNSD 00129 | DG FARMS CDD | 9,487.78 |
| 642 | 10/1/2022 | 9/30/2023 | FNSD 00089 | DIAMOND HILL CDD | 3,317.81 |
| 642 | 10/1/2022 | 9/30/2023 | FNSD 00058 | EASTLAKE PARK SDD | 256.20 |
| 642 | 10/1/2022 | 9/30/2023 | FNSD 00106 | EASTON PARK CDD | 8,098.90 |
| 642 | 10/1/2022 | 9/30/2023 | FNSD 00130 | ENCORE CDD | 1,544.06 |
| 642 | 10/1/2022 | 9/30/2023 | FA130 | ENVIRONMENTAL LAND | 69,194.13 |
| 642 | 10/1/2022 | 9/30/2023 | FNSD 00124 | FISHHAWK IV CDD | 18,681.52 |
| 642 | 10/1/2022 | 9/30/2023 | FNSD 00154 | FISHHAWK RANCH CDD | 49,131.26 |

BELMOND RESERVE CDD

TAX REVENUE RECEIPTS AND TRANSFER SCHEDULE FISCAL YEAR 2023, TAX YEAR 2022

| | Dollar Amounts | Fiscal Year 2023 Percentages | |
|-----------|----------------|------------------------------|----------|
| Net O&M | 324,765.13 | 36.533% | 0.365300 |
| Net DS | 564,186.73 | 63.467% | 0.634700 |
| Net Total | 888,951.86 | 100.0000% | 1.000000 |

| Date Received | Amount Received | 36.53% | 36.53% | 63.47% | 63.47% | Proof | Distribution Number & Date Transferred | Payments (CDD check#) |
|---|-----------------|--|--|---|---|-------|---|-----------------------|
| | | Raw Numbers Operations Revenue, Occupied Units | Rounded Operations Revenue, Occupied Units | Raw Numbers 2020 Debt Service Revenue | Rounded 2020 Debt Service Revenue | | | |
| 11/16/2022 | 5,099.55 | 1,863.04 | 1,863.04 | 3,236.51 | 3,236.51 | - | 598 | 1192 |
| 11/22/2022 | 43,581.92 | 15,922.00 | 15,922.00 | 27,659.92 | 27,659.92 | - | 599 | 1192 |
| 11/28/2022 | 33,381.64 | 12,195.48 | 12,195.48 | 21,186.16 | 21,186.16 | - | 600 | 1222 |
| 12/6/2022 | 157,624.04 | 57,585.56 | 57,585.56 | 100,038.48 | 100,038.48 | - | 602 | 1206 |
| 12/13/2022 | 586,037.76 | 214,100.04 | 214,100.04 | 371,937.72 | 371,937.72 | - | 604 | 1229 |
| 1/5/2023 | 25,066.74 | 9,157.75 | 9,157.75 | 15,908.99 | 15,908.99 | - | 606 | 1249 |
| 2/3/2023 | 7,074.64 | 2,584.61 | 2,584.61 | 4,490.03 | 4,490.03 | - | 610 | 1256 |
| 3/2/2023 | 5,259.32 | 1,921.41 | 1,921.41 | 3,337.91 | 3,337.91 | - | 613 | 1263 |
| 4/5/2023 | 11,108.22 | 4,058.22 | 4,058.22 | 7,050.00 | 7,050.00 | - | 616 | 1288 |
| 5/8/2023 | 5,882.72 | 2,149.16 | 2,149.16 | 3,733.56 | 3,733.56 | - | 620 | 1307 |
| 6/16/2023 | 11,441.46 | 4,179.96 | 4,179.96 | 7,261.50 | 7,261.50 | - | 626 | 1307 |
| 10/31/2023 | \$7,212.37 | 2,634.93 | 2,634.93 | 4,577.44 | 4,577.44 | - | 642/excess fees | |
| | | - | - | - | - | - | | |
| | | - | - | - | - | - | | |
| TOTAL | 898,770.38 | 328,352.18 | 328,352.16 | 570,418.20 | 570,418.22 | | | |
| Net Total on Roll | 888,951.86 | | 324,765.13 | | 564,186.73 | | | |
| Collection Surplus / (Deficit) | 9,818.52 | | 3,587.03 | | 6,231.49 | | | |

CHECK REQUEST FORM
Belmond Reserve

| | |
|----------------------|--|
| Date: | 11/16/2023 |
| Invoice#: | 11082023-1 |
| Vendor#: | V00023 |
| Vendor Name: | Belmond Reserve |
| Pay From: | Truist Acct# 6346 |
| Description: | Series 2020 - FY 24 Tax Dist ID 644 |
| Code to: | 200.103200.1000 |
| Amount: | \$1,765.69 |
| Requested By: | <div>11/16/2023</div> <div>Teresa Farlow</div> |

BELMOND RESERVE CDD

DISTRICT CHECK REQUEST

Today's Date 11/8/2023
Check Amount \$1,765.69
Payable To Belmond Reserve CDD
Check Description Series 2020 - FY 24 Tax Dist. ID 644
Special Instructions Do not mail. Please give to Eric

(Please attach all supporting documentation: invoices, receipts, etc.)

Eric

Authorization

| | | | |
|-------------|--------------|-------|------------|
| DM | _____ | | |
| Fund | <u>001</u> | _____ | |
| G/L | <u>20702</u> | _____ | |
| Object Code | _____ | | |
| Chk | # | _____ | Date _____ |

BELMOND RESERVE CDD

TAX REVENUE RECEIPTS AND TRANSFER SCHEDULE FISCAL YEAR 2024, TAX YEAR 2023

Net O&M
Net DS
Net Total

| Dollar Amounts | Fiscal Year 2024 Percentages | |
|----------------|------------------------------|----------|
| 766,872.92 | 57.614% | 0.576100 |
| 564,186.73 | 42.386% | 0.423900 |
| 1,331,059.66 | 100.0000% | 1.000000 |

| Date Received | Amount Received | 57.61% | 57.61% | 42.39% | 42.39% | Proof | Distribution Number & Date Transferred | Payments (CDD check#) |
|---|-----------------|--|--|---|---|-------|---|-----------------------|
| | | Raw Numbers Operations Revenue, Occupied Units | Rounded Operations Revenue, Occupied Units | Raw Numbers 2020 Debt Service Revenue | Rounded 2020 Debt Service Revenue | | | |
| 11/8/2023 | 4,165.72 | 2,400.03 | 2,400.03 | 1,765.69 | 1,765.69 | - | 644 | |
| | | - | - | - | - | - | | |
| | | - | - | - | - | - | | |
| | | - | - | - | - | - | | |
| | | - | - | - | - | - | | |
| | | - | - | - | - | - | | |
| | | - | - | - | - | - | | |
| | | - | - | - | - | - | | |
| | | - | - | - | - | - | | |
| | | - | - | - | - | - | | |
| | | - | - | - | - | - | | |
| | | - | - | - | - | - | | |
| | | - | - | - | - | - | | |
| | | - | - | - | - | - | | |
| | | - | - | - | - | - | | |
| | | - | - | - | - | - | | |
| | | - | - | - | - | - | | |
| | | - | - | - | - | - | | |
| TOTAL | 4,165.72 | 2,400.03 | 2,400.03 | 1,765.69 | 1,765.69 | | | |
| Net Total on Roll | 1,331,059.66 | | 766,872.92 | | 564,186.73 | | | |
| Collection Surplus / (Deficit) | (1,326,893.94) | | (764,472.89) | | (562,421.04) | | | |

Hillsborough County Tax Collector - Distribution of Property Tax Summary by Agency for 10-01-2023 to 10-31-2023 dated 11-08-2023. - Run 11/07/2023 10:21AM

| Distribution ID | Act System Num | Agency Code | Funding Agency | Tax | Fees | Penalty | Interest | Discount | Allocated | Commission | Distributed Amt |
|-----------------|----------------|-------------|--|---------------|-----------|----------|-----------|---------------|---------------|------------|-----------------|
| 644 | DD0152 | FNSD 00152 | CREEK PRESERVE CDD | 4,079.48 | 0.00 | 0.00 | 0.00 | -181.39 | 3,898.09 | 77.96 | 3,820.13 |
| 644 | DD0153 | FNSD 00153 | BELMONT II CDD | 3,816.36 | 0.00 | 0.00 | 0.00 | -200.36 | 3,616.00 | 72.32 | 3,543.68 |
| 644 | DD0154 | FNSD 00154 | FISHHAWK RANCH CDD | 85,365.82 | 0.00 | 0.00 | 0.00 | -4,086.24 | 81,279.58 | 1,625.59 | 79,653.99 |
| 644 | DD0155 | FNSD 00155 | LYNWOOD CDD | 4,963.81 | 0.00 | 0.00 | 0.00 | -229.26 | 4,734.55 | 94.69 | 4,639.86 |
| 644 | DD0156 | FNSD 00156 | RHODINE ROAD NORTH CDD | 3,980.59 | 0.00 | 0.00 | 0.00 | -182.15 | 3,798.44 | 75.97 | 3,722.47 |
| 644 | DD0157 | FNSD 00157 | NORTH PARK ISLE CDD | 8,517.18 | 0.00 | 0.00 | 0.00 | -347.33 | 8,169.85 | 163.40 | 8,006.45 |
| 644 | DD0158 | FNSD 00158 | BELMOND RESERVE CDD | 4,427.84 | 0.00 | 0.00 | 0.00 | -177.11 | 4,250.73 | 85.01 | 4,165.72 |
| 644 | DD0159 | FNSD 00159 | HAWKSTONE CDD | 1,230.43 | 0.00 | 0.00 | 0.00 | -64.60 | 1,165.83 | 23.32 | 1,142.51 |
| 644 | DD0160 | FNSD 00160 | BERRY BAY CDD | 2,785.94 | 0.00 | 0.00 | 0.00 | -111.43 | 2,674.51 | 53.49 | 2,621.02 |
| 644 | DD0161 | FNSD 00161 | SOUTH CREEK CDD | 2,584.50 | 0.00 | 0.00 | 0.00 | -103.38 | 2,481.12 | 49.62 | 2,431.50 |
| 644 | DD0165 | FNSD 00165 | MANGROVE POINT AND MANGROVE MANOR CDD | 995.26 | 0.00 | 0.00 | 0.00 | -39.81 | 955.45 | 19.11 | 936.34 |
| 644 | DD0170 | FNSD 00170 | WATERSET SOUTH CDD | 1,980.49 | 0.00 | 0.00 | 0.00 | -79.22 | 1,901.27 | 38.03 | 1,863.24 |
| 644 | DE0001 | GSG | GRANT STREET GROUP | 0.00 | 1,934.55 | 0.00 | 0.00 | 0.00 | 1,934.55 | | 1,934.55 |
| 644 | DE0002 | RRS | REVENUE RECOVERY SOLUTIONS INC | 0.00 | 8,241.73 | 0.00 | 0.00 | 0.00 | 8,241.73 | | 8,241.73 |
| 644 | DF0001 | FNSD PCFGFA | FLORIDA GREEN FINANCE AUTHORITY | 21,048.27 | 0.00 | 0.00 | -43.11 | 0.00 | 21,005.16 | 420.10 | 20,585.06 |
| 644 | DF0002 | FNSD PCFRED | FLORIDA RESILIENCY AND ENERGY DISTRICT | 3,871.04 | 0.00 | 0.00 | 0.00 | 0.00 | 3,871.04 | 77.42 | 3,793.62 |
| 644 | DF0003 | FNSD PCPACE | FLORIDA PACE FUNDING AGENCY | 5,835.60 | 0.00 | 0.00 | -133.83 | 0.00 | 5,701.77 | 114.03 | 5,587.74 |
| 644 | DF0004 | FNSD PCYGRN | GREEN CORRIDOR PROPERTY ASSESSMENT | 40,800.48 | 0.00 | 0.00 | 0.00 | 0.00 | 40,800.48 | 816.01 | 39,984.47 |
| 644 | | | | 35,465,532.83 | 21,056.67 | 7,186.15 | 29,582.64 | -1,704,276.93 | 33,817,775.54 | 664,922.77 | 33,152,852.77 |

CHECK REQUEST FORM
Belmond Reserve

| | |
|----------------------|--|
| Date: | 11/17/2023 |
| Invoice#: | 11172023-1 |
| Vendor#: | V00023 |
| Vendor Name: | Belmond Reserve |
| Pay From: | Truist Acct# 6346 |
| Description: | Series 2020 - FY 24 Tax Dist ID 646 |
| Code to: | 200.103200.1000 |
| Amount: | \$9,710.27 |
| Requested By: | <div>11/17/2023</div> <div>Teresa Farlow</div> |

BELMOND RESERVE CDD

DISTRICT CHECK REQUEST

Today's Date 11/17/2023
Check Amount \$9,710.27
Payable To Belmond Reserve CDD
Check Description Series 2020 - FY 24 Tax Dist. ID 646
Special Instructions Do not mail. Please give to Eric

(Please attach all supporting documentation: invoices, receipts, etc.)

Eric

Authorization

| | | | |
|-------------|--------------|------|--|
| DM | | | |
| Fund | <u>001</u> | | |
| G/L | <u>20702</u> | | |
| Object Code | | | |
| Chk | # | Date | |

BELMOND RESERVE CDD

TAX REVENUE RECEIPTS AND TRANSFER SCHEDULE FISCAL YEAR 2024, TAX YEAR 2023

| | Dollar Amounts | Fiscal Year 2024 Percentages | |
|-----------|----------------|------------------------------|----------|
| Net O&M | 766,872.92 | 57.614% | 0.576100 |
| Net DS | 564,186.73 | 42.386% | 0.423900 |
| Net Total | 1,331,059.66 | 100.0000% | 1.000000 |

| Date Received | Amount Received | 57.61% | 57.61% | 42.39% | 42.39% | Proof | Distribution Number & Date Transferred | Payments (CDD check#) |
|---|-----------------|--|--|---|---|-------|---|-----------------------|
| | | Raw Numbers Operations Revenue, Occupied Units | Rounded Operations Revenue, Occupied Units | Raw Numbers 2020 Debt Service Revenue | Rounded 2020 Debt Service Revenue | | | |
| 11/8/2023 | 4,165.72 | 2,400.03 | 2,400.03 | 1,765.69 | 1,765.69 | - | 644 | |
| 11/17/2023 | 22,908.98 | 13,198.71 | 13,198.71 | 9,710.27 | 9,710.27 | - | 646 | |
| | | - | - | - | - | - | | |
| | | - | - | - | - | - | | |
| | | - | - | - | - | - | | |
| | | - | - | - | - | - | | |
| | | - | - | - | - | - | | |
| | | - | - | - | - | - | | |
| | | - | - | - | - | - | | |
| | | - | - | - | - | - | | |
| | | - | - | - | - | - | | |
| | | - | - | - | - | - | | |
| | | - | - | - | - | - | | |
| | | - | - | - | - | - | | |
| | | - | - | - | - | - | | |
| | | - | - | - | - | - | | |
| TOTAL | 27,074.70 | 15,598.74 | 15,598.74 | 11,475.96 | 11,475.96 | | | |
| Net Total on Roll | 1,331,059.66 | | 766,872.92 | | 564,186.73 | | | |
| Collection Surplus / (Deficit) | (1,303,984.96) | | (751,274.18) | | (552,710.77) | | | |

Hillsborough County Tax Collector - Distribution by Agency - CURRENT YEAR - for 11-01-2023 to 11-10-2023 dated 11-17-2023 - Run 11/16/2023 10:40AM

| Distribution Category | Distribution ID | Act System Num | Funding Agency | Tax | Fees | Penalty | Interest | Discount | Allocated | Commission | Distributed Amt |
|-----------------------|-----------------|----------------|--|------------|------|---------|----------|------------|------------|------------|-----------------|
| Real Estate Current | 646 | DD0148 | SOUTHSHORE BAY CDD | 13,261.76 | 0.00 | 0.00 | 0.00 | -530.55 | 12,731.21 | 254.63 | 12,476.58 |
| Real Estate Current | 646 | DD0149 | CYPRESS MILL CDD | 46,454.90 | 0.00 | 0.00 | 0.00 | -1,941.82 | 44,613.08 | 892.26 | 43,720.82 |
| Real Estate Current | 646 | DD0150 | SPENCER CREEK | 8,336.77 | 0.00 | 0.00 | 0.00 | -333.47 | 8,003.30 | 160.06 | 7,843.24 |
| Real Estate Current | 646 | DD0151 | SHELL POINT CDD | 13,976.20 | 0.00 | 0.00 | 0.00 | -559.05 | 13,417.15 | 268.34 | 13,148.81 |
| Real Estate Current | 646 | DD0152 | CREEK PRESERVE CDD | 24,124.42 | 0.00 | 0.00 | 0.00 | -964.97 | 23,159.45 | 463.19 | 22,696.26 |
| Real Estate Current | 646 | DD0153 | BELMONT II CDD | 47,323.55 | 0.00 | 0.00 | 0.00 | -1,892.94 | 45,430.61 | 908.61 | 44,522.00 |
| Real Estate Current | 646 | DD0154 | FISHHAWK RANCH CDD | 466,596.13 | 0.00 | 0.00 | 0.00 | -18,645.19 | 447,950.94 | 8,959.02 | 438,991.92 |
| Real Estate Current | 646 | DD0155 | LYNWOOD CDD | 12,820.99 | 0.00 | 0.00 | 0.00 | -512.84 | 12,308.15 | 246.16 | 12,061.99 |
| Real Estate Current | 646 | DD0156 | RHODINE ROAD NORTH CDD | 36,343.38 | 0.00 | 0.00 | 0.00 | -1,453.77 | 34,889.61 | 697.79 | 34,191.82 |
| Real Estate Current | 646 | DD0157 | NORTH PARK ISLE CDD | 36,937.10 | 0.00 | 0.00 | 0.00 | -1,477.49 | 35,459.61 | 709.19 | 34,750.42 |
| Real Estate Current | 646 | DD0158 | BELMOND RESERVE CDD | 24,350.55 | 0.00 | 0.00 | 0.00 | -974.03 | 23,376.52 | 467.54 | 22,908.98 |
| Real Estate Current | 646 | DD0159 | HAWKSTONE CDD | 26,780.59 | 0.00 | 0.00 | 0.00 | -1,071.23 | 25,709.36 | 514.18 | 25,195.18 |
| Real Estate Current | 646 | DD0160 | BERRY BAY CDD | 46,803.76 | 0.00 | 0.00 | 0.00 | -1,872.17 | 44,931.59 | 898.63 | 44,032.96 |
| Real Estate Current | 646 | DD0161 | SOUTH CREEK CDD | 18,436.47 | 0.00 | 0.00 | 0.00 | -737.46 | 17,699.01 | 353.96 | 17,345.03 |
| Real Estate Current | 646 | DD0165 | MANGROVE POINT AND MANGROVE MANOR CDD | 10,284.38 | 0.00 | 0.00 | 0.00 | -411.37 | 9,873.01 | 197.46 | 9,675.55 |
| Real Estate Current | 646 | DD0170 | WATERSET SOUTH CDD | 16,339.03 | 0.00 | 0.00 | 0.00 | -653.55 | 15,685.48 | 313.71 | 15,371.77 |
| Real Estate Current | 646 | DF0001 | FLORIDA GREEN FINANCE AUTHORITY | 20,121.10 | 0.00 | 0.00 | 0.00 | 0.00 | 20,121.10 | 402.43 | 19,718.67 |
| Real Estate Current | 646 | DF0002 | FLORIDA RESILIENCY AND ENERGY DISTRICT | 6,921.05 | 0.00 | 0.00 | 0.00 | 0.00 | 6,921.05 | 138.42 | 6,782.63 |
| Real Estate Current | 646 | DF0003 | FLORIDA PACE FUNDING AGENCY | 4,392.07 | 0.00 | 0.00 | 0.00 | 0.00 | 4,392.07 | 87.84 | 4,304.23 |
| Real Estate Current | 646 | DF0004 | GREEN CORRIDOR PROPERTY ASSESSMENT | 17,477.18 | 0.00 | 0.00 | 0.00 | 0.00 | 17,477.18 | 349.54 | 17,127.64 |
| Real Estate Current | 646 | DN022163 | VARREA SOUTH CDD | 15,365.30 | 0.00 | 0.00 | 0.00 | -614.63 | 14,750.67 | 295.01 | 14,455.66 |



CorlinServices LLC
7818126511
11237 Spring Point Circle
Riverview, FL 33579

Billed To
Belmond Reserve CDD

Date of Issue
11/22/2023

Invoice Number
0000105

Amount Due (USD)
\$100.00

Due Date
12/22/2023

| Description | Rate | Qty | Line Total |
|--|---------|-----|------------|
| disconnect power to lights over pickleball courts - opened panels in each light pole, disconnected electrical wiring and reattached panels. | \$50.00 | 2 | \$100.00 |

Subtotal 100.00

Tax 0.00

Total 100.00

Amount Paid 0.00

Amount Due (USD) \$100.00

3C

Belmond Reserve Community Development District

Financial Statements
(Unaudited)

Period Ending
November 30, 2023

Prepared by:



2005 Pan Am Circle ~ Suite 300 ~ Tampa, Florida 33607
Phone (813) 873-7300 ~ Fax (813) 873-7070

BELMOND RESERVE COMMUNITY DEVELOPMENT DISTRICT

Balance Sheet

As of November 30, 2023

(In Whole Numbers)

| ACCOUNT DESCRIPTION | GENERAL FUND | SERIES 2020 DEBT SERVICE FUND | SERIES 2023 DEBT SERVICE FUND | SERIES 2020 CAPITAL PROJECTS FUND | SERIES 2023 CAPITAL PROJECTS FUND | GENERAL FIXED ASSET FUND | GENERAL LONG TERM DEBT FUND | TOTAL |
|------------------------------------|-------------------|-------------------------------------|-------------------------------------|--|--|--------------------------------|-----------------------------------|----------------------|
| ASSETS | | | | | | | | |
| Cash - Operating Account | \$ 66,648 | \$ - | \$ - | \$ - | \$ - | \$ - | \$ - | \$ 66,648 |
| Cash in Transit | - | 31,688 | 31,156 | - | - | - | - | 62,844 |
| Due From Developer | 45,945 | - | - | - | - | - | - | 45,945 |
| Due From Other Funds | 39,530 | - | - | 99 | - | - | - | 39,629 |
| Investments: | | | | | | | | |
| Acq. & Construction - Amenity | - | 23 | - | 1,260 | - | - | - | 1,283 |
| Acquisition & Construction Account | - | 5,352 | - | - | 936 | - | - | 6,288 |
| Cost of Issuance Fund | - | - | - | - | 10,120 | - | - | 10,120 |
| Reserve Fund | - | 296,700 | 17,452 | - | - | - | - | 314,152 |
| Revenue Fund | - | 183,750 | 12,491 | - | - | - | - | 196,241 |
| Fixed Assets | | | | | | | | |
| Construction Work In Process | - | - | - | - | - | 9,545,557 | - | 9,545,557 |
| Amount To Be Provided | - | - | - | - | - | - | 10,716,000 | 10,716,000 |
| TOTAL ASSETS | \$ 152,123 | \$ 517,513 | \$ 61,099 | \$ 1,359 | \$ 11,056 | \$ 9,545,557 | \$ 10,716,000 | \$ 21,004,707 |
| LIABILITIES | | | | | | | | |
| Accounts Payable | \$ 91,499 | \$ - | \$ - | \$ - | \$ - | \$ - | \$ - | \$ 91,499 |
| Notes/Loans Payable - Current | 150,000 | - | - | - | - | - | - | 150,000 |
| Loan Payable | 150,000 | - | - | - | - | - | - | 150,000 |
| Bonds Payable | - | - | - | - | - | - | 10,716,000 | 10,716,000 |
| Due To Other Funds | - | 8,473 | 31,156 | - | - | - | - | 39,629 |
| TOTAL LIABILITIES | 391,499 | 8,473 | 31,156 | - | - | - | 10,716,000 | 11,147,128 |

BELMOND RESERVE COMMUNITY DEVELOPMENT DISTRICT

Balance Sheet

As of November 30, 2023

(In Whole Numbers)

| ACCOUNT DESCRIPTION | GENERAL FUND | SERIES 2020 DEBT SERVICE FUND | SERIES 2023 DEBT SERVICE FUND | SERIES 2020 CAPITAL PROJECTS FUND | SERIES 2023 CAPITAL PROJECTS FUND | GENERAL FIXED ASSET FUND | GENERAL LONG TERM DEBT FUND | TOTAL |
|--|-------------------|-------------------------------------|-------------------------------------|--|--|--------------------------------|-----------------------------------|----------------------|
| <u>FUND BALANCES</u> | | | | | | | | |
| Restricted for: | | | | | | | | |
| Debt Service | - | 509,040 | 29,943 | - | - | - | - | 538,983 |
| Capital Projects | - | - | - | 1,359 | 11,056 | - | - | 12,415 |
| Unassigned: | (239,376) | - | - | - | - | 9,545,557 | - | 9,306,181 |
| TOTAL FUND BALANCES | (239,376) | 509,040 | 29,943 | 1,359 | 11,056 | 9,545,557 | - | 9,857,579 |
| TOTAL LIABILITIES & FUND BALANCES | \$ 152,123 | \$ 517,513 | \$ 61,099 | \$ 1,359 | \$ 11,056 | \$ 9,545,557 | \$ 10,716,000 | \$ 21,004,707 |

BELMOND RESERVE COMMUNITY DEVELOPMENT DISTRICT
Statement of Revenues, Expenditures and Changes in Fund Balances
For the Period Ending November 30, 2023
General Fund (001)
(In Whole Numbers)

| ACCOUNT DESCRIPTION | ANNUAL ADOPTED BUDGET | YEAR TO DATE ACTUAL | VARIANCE (\$) FAV(UNFAV) | YTD ACTUAL AS A % OF ADOPTED BUD |
|--|-----------------------------|------------------------|-----------------------------|--|
| <u>REVENUES</u> | | | | |
| Special Assmnts- Tax Collector | \$ 853,204 | \$ 26,397 | \$ (826,807) | 3.09% |
| Special Assmnts- CDD Collected | - | 24,398 | 24,398 | 0.00% |
| Other Miscellaneous Revenues | - | 650 | 650 | 0.00% |
| TOTAL REVENUES | 853,204 | 51,445 | (801,759) | 6.03% |
| <u>EXPENDITURES</u> | | | | |
| <u>Administration</u> | | | | |
| Supervisor Fees | 12,000 | 1,000 | 11,000 | 8.33% |
| ProfServ-Trustee Fees | 4,500 | - | 4,500 | 0.00% |
| Disclosure Report | 8,200 | 700 | 7,500 | 8.54% |
| District Counsel | 10,000 | 727 | 9,273 | 7.27% |
| District Engineer | 4,000 | - | 4,000 | 0.00% |
| District Manager | 36,000 | 8,000 | 28,000 | 22.22% |
| Accounting Services | 4,500 | 750 | 3,750 | 16.67% |
| Auditing Services | 6,400 | - | 6,400 | 0.00% |
| Website Compliance | 1,500 | - | 1,500 | 0.00% |
| Postage, Phone, Faxes, Copies | 250 | 42 | 208 | 16.80% |
| Public Officials Insurance | 2,329 | 2,592 | (263) | 111.29% |
| Legal Advertising | 2,500 | 497 | 2,003 | 19.88% |
| Bank Fees | 250 | 82 | 168 | 32.80% |
| Website Administration | 3,000 | 500 | 2,500 | 16.67% |
| Miscellaneous Expenses | 300 | 392 | (92) | 130.67% |
| Dues, Licenses, Subscriptions | 175 | 11,953 | (11,778) | 6830.29% |
| Operating Loan Repayment | 309,000 | - | 309,000 | 0.00% |
| Total Administration | 404,904 | 27,235 | 377,669 | 6.73% |
| <u>Utility Services</u> | | | | |
| Utility - Water | 18,000 | 2,517 | 15,483 | 13.98% |
| Utility - Electric | 12,000 | 2,893 | 9,107 | 24.11% |
| Utility - StreetLights | 90,000 | 10,595 | 79,405 | 11.77% |
| Total Utility Services | 120,000 | 16,005 | 103,995 | 13.34% |
| <u>Other Physical Environment</u> | | | | |
| ProfServ-Field Management | 12,000 | - | 12,000 | 0.00% |
| Waterway Management | 13,100 | 3,031 | 10,069 | 23.14% |
| Contracts-Janitorial Services | 7,500 | 1,312 | 6,188 | 17.49% |
| Contracts-Pools | 10,000 | 2,625 | 7,375 | 26.25% |
| Contract-Dumpster Rental | 2,400 | - | 2,400 | 0.00% |
| Liability/Property Insurance | 25,000 | 12,611 | 12,389 | 50.44% |
| Insurance Deductible | 2,500 | - | 2,500 | 0.00% |

BELMOND RESERVE COMMUNITY DEVELOPMENT DISTRICT
Statement of Revenues, Expenditures and Changes in Fund Balances
For the Period Ending November 30, 2023
General Fund (001)
(In Whole Numbers)

| ACCOUNT DESCRIPTION | ANNUAL ADOPTED BUDGET | YEAR TO DATE ACTUAL | VARIANCE (\$) FAV(UNFAV) | YTD ACTUAL AS A % OF ADOPTED BUD |
|--|-----------------------------|------------------------|-----------------------------|--|
| R&M-Other Landscape | 15,000 | 16,482 | (1,482) | 109.88% |
| Landscape Maintenance | 125,000 | 23,157 | 101,843 | 18.53% |
| Plant Replacement Program | 2,000 | 810 | 1,190 | 40.50% |
| Irrigation Maintenance | 7,000 | 5,209 | 1,791 | 74.41% |
| Total Other Physical Environment | 221,500 | 65,237 | 156,263 | 29.45% |
| <u>Clubhouse</u> | | | | |
| Payroll-Pool Monitors | 56,000 | - | 56,000 | 0.00% |
| Clubhouse Security Systems | 1,500 | - | 1,500 | 0.00% |
| Employee - Clubhouse Staff | 35,000 | - | 35,000 | 0.00% |
| Clubhouse Internet, TV, Phone | 1,800 | 276 | 1,524 | 15.33% |
| R&M-Clubhouse | 10,000 | 364 | 9,636 | 3.64% |
| Access Control Maintenance & Repair | 2,500 | - | 2,500 | 0.00% |
| Total Clubhouse | 106,800 | 640 | 106,160 | 0.60% |
| TOTAL EXPENDITURES | 853,204 | 109,117 | 744,087 | 12.79% |
| Excess (deficiency) of revenues | | | | |
| Over (under) expenditures | - | (57,672) | (57,672) | 0.00% |
| FUND BALANCE, BEGINNING (OCT 1, 2023) | | (181,704) | | |
| FUND BALANCE, ENDING | | \$ (239,376) | | |

BELMOND RESERVE COMMUNITY DEVELOPMENT DISTRICT
Statement of Revenues, Expenditures and Changes in Fund Balances
For the Period Ending November 30, 2023
Series 2020 Debt Service Fund (200)
(In Whole Numbers)

| <u>ACCOUNT DESCRIPTION</u> | <u>ANNUAL ADOPTED BUDGET</u> | <u>YEAR TO DATE ACTUAL</u> | <u>VARIANCE (\$) FAV(UNFAV)</u> | <u>YTD ACTUAL AS A % OF ADOPTED BUD</u> |
|--|--------------------------------------|--------------------------------|-------------------------------------|---|
| <u>REVENUES</u> | | | | |
| Special Assmnts- Tax Collector | \$ 592,788 | \$ 19,421 | \$ (573,367) | 3.28% |
| TOTAL REVENUES | 592,788 | 19,421 | (573,367) | 3.28% |
| <u>EXPENDITURES</u> | | | | |
| <u>Debt Service</u> | | | | |
| Principal Debt Retirement | 210,000 | - | 210,000 | 0.00% |
| Interest Expense | 382,788 | - | 382,788 | 0.00% |
| Total Debt Service | 592,788 | - | 592,788 | 0.00% |
| TOTAL EXPENDITURES | 592,788 | - | 592,788 | 0.00% |
| Excess (deficiency) of revenues | | | | |
| Over (under) expenditures | - | 19,421 | 19,421 | 0.00% |
| FUND BALANCE, BEGINNING (OCT 1, 2023) | | 489,619 | | |
| FUND BALANCE, ENDING | | \$ 509,040 | | |

BELMOND RESERVE COMMUNITY DEVELOPMENT DISTRICT
Statement of Revenues, Expenditures and Changes in Fund Balances
For the Period Ending November 30, 2023
Series 2023 Debt Service Fund (201)
(In Whole Numbers)

| <u>ACCOUNT DESCRIPTION</u> | <u>ANNUAL ADOPTED BUDGET</u> | <u>YEAR TO DATE ACTUAL</u> | <u>VARIANCE (\$) FAV(UNFAV)</u> | <u>YTD ACTUAL AS A % OF ADOPTED BUD</u> |
|--|--------------------------------------|--------------------------------|-------------------------------------|---|
| <u>REVENUES</u> | | | | |
| Special Assmnts- Tax Collector | \$ 34,410 | \$ - | \$ (34,410) | 0.00% |
| TOTAL REVENUES | 34,410 | - | (34,410) | 0.00% |
| <u>EXPENDITURES</u> | | | | |
| <u>Debt Service</u> | | | | |
| Principal Debt Retirement | 8,000 | - | 8,000 | 0.00% |
| Interest Expense | 26,410 | - | 26,410 | 0.00% |
| Total Debt Service | 34,410 | - | 34,410 | 0.00% |
| TOTAL EXPENDITURES | 34,410 | - | 34,410 | 0.00% |
| Excess (deficiency) of revenues | | | | |
| Over (under) expenditures | - | - | - | 0.00% |
| FUND BALANCE, BEGINNING (OCT 1, 2023) | | 29,943 | | |
| FUND BALANCE, ENDING | | \$ 29,943 | | |

BELMOND RESERVE COMMUNITY DEVELOPMENT DISTRICT
Statement of Revenues, Expenditures and Changes in Fund Balances
For the Period Ending November 30, 2023
Series 2020 Capital Projects Fund (300)
(In Whole Numbers)

| <u>ACCOUNT DESCRIPTION</u> | <u>ANNUAL ADOPTED BUDGET</u> | <u>YEAR TO DATE ACTUAL</u> | <u>VARIANCE (\$) FAV(UNFAV)</u> | <u>YTD ACTUAL AS A % OF ADOPTED BUD</u> |
|--|--------------------------------------|--------------------------------|-------------------------------------|---|
| <u>REVENUES</u> | | | | |
| TOTAL REVENUES | - | - | - | 0.00% |
| <u>EXPENDITURES</u> | | | | |
| TOTAL EXPENDITURES | - | - | - | 0.00% |
| Excess (deficiency) of revenues | | | | |
| Over (under) expenditures | - | - | - | 0.00% |
| FUND BALANCE, BEGINNING (OCT 1, 2023) | | 1,359 | | |
| FUND BALANCE, ENDING | | <u>\$ 1,359</u> | | |

BELMOND RESERVE COMMUNITY DEVELOPMENT DISTRICT
Statement of Revenues, Expenditures and Changes in Fund Balances
For the Period Ending November 30, 2023
Series 2023 Capital Projects Fund (301)
(In Whole Numbers)

| ACCOUNT DESCRIPTION | ANNUAL ADOPTED BUDGET | YEAR TO DATE ACTUAL | VARIANCE (\$) FAV(UNFAV) | YTD ACTUAL AS A % OF ADOPTED BUD |
|--|-----------------------------|-------------------------|-----------------------------|--|
| <u>REVENUES</u> | | | | |
| TOTAL REVENUES | - | - | - | 0.00% |
| <u>EXPENDITURES</u> | | | | |
| TOTAL EXPENDITURES | - | - | - | 0.00% |
| Excess (deficiency) of revenues | | | | |
| Over (under) expenditures | - | - | - | 0.00% |
| FUND BALANCE, BEGINNING (OCT 1, 2023) | | 11,056 | | |
| FUND BALANCE, ENDING | | <u>\$ 11,056</u> | | |

BELMOND RESERVE COMMUNITY DEVELOPMENT DISTRICT
Statement of Revenues, Expenditures and Changes in Fund Balances
For the Period Ending November 30, 2023
General Fixed Asset Fund (900)
(In Whole Numbers)

| ACCOUNT DESCRIPTION | ANNUAL ADOPTED BUDGET | YEAR TO DATE ACTUAL | VARIANCE (\$) FAV(UNFAV) | YTD ACTUAL AS A % OF ADOPTED BUD |
|--|-----------------------------|----------------------------|-----------------------------|--|
| <u>REVENUES</u> | | | | |
| TOTAL REVENUES | - | - | - | 0.00% |
| <u>EXPENDITURES</u> | | | | |
| TOTAL EXPENDITURES | - | - | - | 0.00% |
| Excess (deficiency) of revenues | | | | |
| Over (under) expenditures | - | - | - | 0.00% |
| FUND BALANCE, BEGINNING (OCT 1, 2023) | | 9,545,557 | | |
| FUND BALANCE, ENDING | | <u>\$ 9,545,557</u> | | |

BELMOND RESERVE CDD

Bank Reconciliation

Bank Account No. 6346 TRUIST - GF Operating
Statement No. 11-23
Statement Date 11/30/2023

| | | | |
|----------------------|-----------|----------------------|-----------|
| G/L Balance (LCY) | 66,648.31 | Statement Balance | 78,684.26 |
| G/L Balance | 66,648.31 | Outstanding Deposits | 0.00 |
| Positive Adjustments | 0.00 | | |
| | | Subtotal | 78,684.26 |
| Subtotal | 66,648.31 | Outstanding Checks | 12,035.95 |
| Negative Adjustments | 0.00 | Differences | 0.00 |
| | | | |
| Ending G/L Balance | 66,648.31 | Ending Balance | 66,648.31 |
| | | | |
| Difference | 0.00 | | |

| Posting Date | Document Type | Document No. | Description | Amount | Cleared Amount | Difference |
|-----------------|---------------|--------------|--------------------------------|--------------|----------------|------------|
| Checks | | | | | | |
| 11/3/2023 | Payment | 1381 | AQUATIC WEED CONTROL INC | 1,087.00 | 1,087.00 | 0.00 |
| 11/3/2023 | Payment | 1382 | EGIS INSURANCE | 15,203.00 | 15,203.00 | 0.00 |
| 11/3/2023 | Payment | 1383 | GRAU AND ASSOCIATES | 2,400.00 | 2,400.00 | 0.00 |
| 11/3/2023 | Payment | 1384 | HOMETEAM PEST DEFENSE INC | 90.00 | 90.00 | 0.00 |
| 11/3/2023 | Payment | 1385 | NEPTUNE MULTI SERVICES LLC | 1,300.00 | 1,300.00 | 0.00 |
| 11/3/2023 | Payment | 1386 | SOUTHEAST WIRING SOLUTIONS INC | 44.98 | 44.98 | 0.00 |
| 11/3/2023 | Payment | 1387 | SPEAREM ENTERPRISES | 260.00 | 260.00 | 0.00 |
| 11/3/2023 | Payment | 1388 | STRALEY ROBIN VERICKER | 2,719.16 | 2,719.16 | 0.00 |
| 11/3/2023 | Payment | 1389 | TAMPA PUBLISHING COMPANY | 497.00 | 497.00 | 0.00 |
| 11/3/2023 | Payment | 1390 | WM CORPORATE SERVICES, INC. | 223.06 | 223.06 | 0.00 |
| 11/3/2023 | Payment | 1391 | YELLOWSTONE LANDSCAPE | 23,149.35 | 23,149.35 | 0.00 |
| 11/3/2023 | Payment | 1392 | ZEBRA CLEANING TEAM | 3,800.00 | 3,800.00 | 0.00 |
| 11/8/2023 | Payment | 1393 | ALBERTO VIERA | 200.00 | 200.00 | 0.00 |
| 11/8/2023 | Payment | 1394 | AQUATIC WEED CONTROL INC | 1,087.00 | 1,087.00 | 0.00 |
| 11/8/2023 | Payment | 1395 | CARLOS DE LA OSSA | 200.00 | 200.00 | 0.00 |
| 11/8/2023 | Payment | 1396 | CHARTER COMMUNICATIONS | 137.96 | 137.96 | 0.00 |
| 11/8/2023 | Payment | 1397 | CORLIN SERVICES LLC | 137.00 | 137.00 | 0.00 |
| 11/8/2023 | Payment | 1398 | JNJ CLEANING SERVICES LLC | 792.00 | 792.00 | 0.00 |
| 11/8/2023 | Payment | 1399 | KYLE SMITH | 200.00 | 200.00 | 0.00 |
| 11/8/2023 | Payment | 1400 | NICHOLAS J. DISTER | 200.00 | 200.00 | 0.00 |
| 11/8/2023 | Payment | 1402 | SOUTHEAST WIRING SOLUTIONS INC | 109.99 | 109.99 | 0.00 |
| 11/8/2023 | Payment | 1403 | STRALEY ROBIN VERICKER | 1,462.50 | 1,462.50 | 0.00 |
| 11/8/2023 | Payment | 1404 | YELLOWSTONE LANDSCAPE | 4,650.50 | 4,650.50 | 0.00 |
| 11/8/2023 | Payment | 1405 | ZEBRA CLEANING TEAM | 850.00 | 850.00 | 0.00 |
| 11/8/2023 | Payment | 1406 | BELMOND RESERVE CDD | 4,577.44 | 4,577.44 | 0.00 |
| 11/21/2023 | Payment | 1407 | WM CORPORATE SERVICES, INC. | 217.79 | 217.79 | 0.00 |
| Total Checks | | | | 65,595.73 | 65,595.73 | 0.00 |
| Deposits | | | | | | |
| 11/7/2023 | | JE000312 | CK#165## - Clubhouse | G/L 50.00 | 50.00 | 0.00 |
| 11/7/2023 | | JE000313 | MO##### - Clubhouse | G/L 150.00 | 150.00 | 0.00 |
| 11/8/2023 | | JE000329 | TAX COLLECTOR PYMNT - NOV 2023 | G/L 4,165.72 | 4,165.72 | 0.00 |
| 11/16/2023 | | JE000314 | CK#160## - Clubhouse Deposit | G/L 200.00 | 200.00 | 0.00 |

BELMOND RESERVE CDD

Bank Reconciliation

| Posting Date | Document Type | Document No. | Description | | Amount | Cleared Amount | Difference |
|--------------------------------------|---------------|--------------|--------------------------------|-----|------------------|----------------|------------------|
| 11/16/2023 | | JE000315 | CK#168## - Key | G/L | 25.00 | 25.00 | 0.00 |
| 11/17/2023 | | JE000330 | TAX COLLECTOR PYMNT - NOV 2023 | G/L | 22,908.98 | 22,908.98 | 0.00 |
| 11/21/2023 | | JE000316 | CK#210## - Clubhouse | G/L | 50.00 | 50.00 | 0.00 |
| 11/22/2023 | | JE000331 | TAX COLLECTOR PYMNT - NOV 2023 | G/L | 18,743.29 | 18,743.29 | 0.00 |
| Total Deposits | | | | | 46,292.99 | 46,292.99 | 0.00 |
| Outstanding Checks | | | | | | | |
| 6/22/2023 | Payment | 1306 | MANMOHAN KUMAR | | 50.00 | 0.00 | 50.00 |
| 9/21/2023 | Payment | 1368 | SOUTHEAST WIRING SOLUTIONS INC | | 109.99 | 0.00 | 109.99 |
| 9/21/2023 | Payment | 1374 | RYAN MOTKO | | 200.00 | 0.00 | 200.00 |
| 11/8/2023 | Payment | 1401 | RYAN MOTKO | | 200.00 | 0.00 | 200.00 |
| 11/27/2023 | Payment | 1408 | BELMOND RESERVE CDD | | 11,475.96 | 0.00 | 11,475.96 |
| Total Outstanding Checks..... | | | | | 12,035.95 | | 12,035.95 |